



CLICK HERE TO ACTIVATE

LESSON

PART 2





UNIT 6








I And My Neighbourhood

Warm Up



Look at the pictures and tick (✓) the activities that you would usually see in a park.



Read and Enjoy



This was Anil's first visit to a city. He came to the city from his village to live with his uncle and aunt and their son Sumit.

Sumit was happy to see Anil.

Sumit took his hand and smiled, “Anil, come with me. I will show you around. We live in this small **colony** of two hundred houses. We have three parks. One park is shaped like a **triangle**. Another park has swings, but it is not a triangular park. It is in the shape of a square. The third park is very big. It does not have **swings**, but it has many trees and benches which attract one and all. Children, men and women of all age groups like to come here every day. Children and youngsters play cricket and football here. Old people mostly walk. As the old people soon become tired after walking, they sit on the benches and talk. My friends and I do not like to sit and talk. We enjoy running around and playing cricket. Sometimes, we also carry some food and have a picnic in the park.”

colony : a place where many people live together

triangle : a figure with three sides

swing : a seat for moving backwards or forwards, hung from above on ropes or chains



Anil nodded and said, "I also like to play cricket with friends." Sumit further said, "All the uncles and aunties in our neighbourhood are very kind. Some of them give us sweets and toffees. We greet them whenever we meet them.

Our neighbourhood is very clean. There are dustbins kept all around so that people do not litter the roads.

There are so many cars in our colony. At times, it is difficult to find any parking space for them at night.

The **community centre** has a big hall, where everyone gets together for some **functions**. Flag **hoisting** is done on 15th August, at the community centre every year." Anil wanted to know more. He said, "Tell me, Sumit, what are the festivals that you celebrate here?" Sumit smiled, "Christmas and Id are celebrated here. Holi and Diwali are celebrated in the triangular park. On this occasion, people greet one another with colours and then they eat delicious lunch served near the park. We do not **burst** crackers on Diwali because many people do not like the noise. This also **frightens** small children, babies and animals, besides disturbing patients and old people."

community centre : a place for social gatherings

function : any public or social gathering

hoisting : to raise a flag up to a higher position

burst : break open

frightens : makes afraid



Anil said, "We also celebrate all the festivals with great joy. Why don't you come and stay with us?"

Sumit spoke cheerfully, "I will visit you in the holidays. I have my parents and school with many friends here to play with. I would miss them. I love my colony. We always help one another and have lots of fun together." Anil smiled, "I will wait for you in the holidays."

Read and Understand



A. Tick (✓) the correct answer.

1. Anil came to the city from

(a) another city

(b) a town

(c) a village

(d) a hill station

2. The community centre has a

(a) big hall

(b) big gate

(c) big painting

(d) big dustbin

B. Answer the following questions.

1. Which park had swings?

Ans. _____

2. What games did children like to play in the park?

Ans. _____

3. Why was the neighbourhood clean?

Ans. _____

4. Where was the flag hoisted on 15th August every year?

Ans. _____



Subject and Predicate


A sentence is a group of words that makes complete sense.

Examples : 1. I ice cream love (not a sentence)
2. I love ice cream. (a sentence)

A **sentence** has two parts - **Subject** and **Predicate**.

Read the following sentences.

1. **Manju** is driving a scooter.
2. **Geeta and her mother** are sitting on the front seat of the car.



We are talking about Manju in the sentence (1).

'Manju' is the **subject** of the sentence (1).

The person or thing we talk about in a sentence is called the **subject** of the sentence.

"Geeta and her mother" is the subject of the sentence (2).

The subject may consist of one word or more than one word as shown.

In sentence (1), the words "is driving a scooter" is the **predicate**.

In sentence (2), "are sitting on the front seat of the car" is the **predicate**.

All that is said about the subject is called the **predicate** of the sentence.

Read more examples given below. The circled words are subjects and the underlined words are predicates.

1. **The children** are happy.
2. **That house** is new.

A. Circle the subject and underline the predicate in each of the following sentences.

1. Sachin plays cricket.
2. Birds build nests to protect their babies.
3. The giraffe does not eat meat.
4. We wear cotton clothes in summer.
5. Honeybees live together in a beehive.
6. Sachin and his friends play cricket in the park every day.

B. Add predicates to the following subjects from the box.

are working hard is a juicy fruit is a friend indeed
is my best friend is an excellent cook

1. The boy with a green ball _____
2. Workers at the factory _____
3. My mother _____
4. An orange _____
5. A friend in need _____

Use of 'not'

Study the following sentences.

1. We shall go for a picnic on Sunday.
We shall not go for a picnic on Sunday.
2. I shall participate in the swimming competition.
I shall not participate in the swimming competition.

C. Add 'not' to the following sentences and rewrite the sentences.

1. He will come with you to the market in the evening.

2. It is raining.

3. The chair is comfortable.

4. The park is very big.

5. Our neighbourhood is very clean.

LET'S SPELL

A. Supply the missing letters in the following words. You can take help from the words given in the box.

colony square celebrate clean together pollution

1. tog__t__er 2. p__l__u__ion 3. c__l__ny

4. c__l__br__t__ 5. s__ __ar__ 6. __ __ea__

B. Match the two parts of the sentences from parts 'A' and 'B' to form complete sentences.

Part A

1. An aeroplane
2. A traffic policeman
3. The earth
4. The camel
5. The grocer
6. Grapes
7. The parrot
8. Bees

Part B

- (a) moves round the sun.
- (b) has a hump.
- (c) flies high in the air.
- (d) gather honey from flowers.
- (e) grow on vines.
- (f) sells butter, tea and sugar.
- (g) has a hooked beak.
- (h) controls the traffic.

VOCABULARY

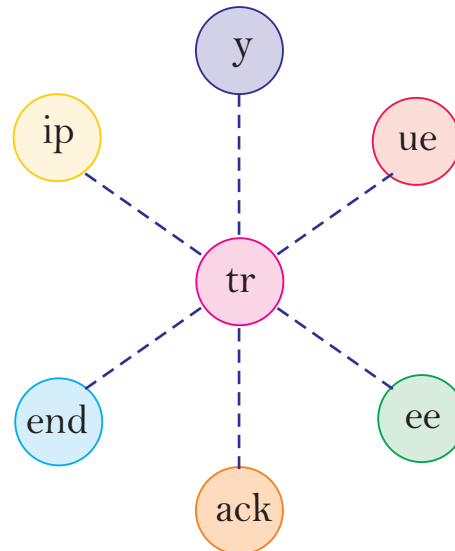
Word Power

A. Rearrange the following words to make proper sentences. Begin each sentence with a capital letter and end it with a full stop or a question mark.

1. us let play : _____
2. class I study we in : _____
3. is Divya sleeping : _____
4. paints Varun a picture : _____
5. is this pen new a : _____

B. Write six words that begin with 'tr'. Use the letters given in the circles to do so.

1. _____
2. _____
3. _____
4. _____
5. _____
6. _____



LET'S READ

Read the following passage :

It was the Sunday morning and there were many people in the park. Some men were doing yoga, some women were exercising and some people were jogging or walking. A few children were playing on the green grass. Kavita and Sarala were sitting on the bench and talking. They were making plans to go shopping together, for their

grand children. Suddenly a young man ran towards them. He snatched Kavita's purse and began to run away as fast as he could. Kavita and Sarala were shocked. Kavita shouted "help-help....." Sarala also yelled at the top of her voice and pointed towards the thief "Catch that man, he is the thief." An old man was sitting on the grass near the gate. He threw his walking stick at him. It hits the thief on his leg, he fell down and all the other people immediately gathered around him. He was caught and handed over to the police.

Kavita was happy to get her purse back, they all thanked the old man and clapped for him. He said "We all use this park for different activities. We all can keep it safe, if we help one another and stand up together against thieves or people who try to harm."

Now answer these questions.

1. Name any three activities mentioned at the beginning of the story.
2. Who snatched Kavita's purse?
3. What happened when the thief fell down?
4. What did the old man throw at the thief?
5. What did the old man say to the people when they clapped for him?

LET'S PRACTISE

Follow your teacher while he/she is saying and pronounce the words correctly.

|z|

1. his
2. trees
3. please
4. cheese
5. breeze

|dʒ|

1. fridge
2. jim
3. jam
4. gel
5. gigant

LET'S CONVERSE

Read the following conversation and enact it out with your partner in the class.

Deepika : Please, pass on that cheese to me.

Kalyani : Sorry, I can't. I am sitting too far. I cannot reach it.

Deepika : Why don't you ask the girl sitting next to you for it?

Kalyani : I'm afraid, she is busy talking to her friend. I don't want to disturb her.

Deepika : That's OK.

RHYME TIME

Recite the following poem in groups.

Girls and boys come out to play,
The moon does shine as bright as day;
Come with a whoop and come with a call;
Come with a goodwill or not at all.
Up the ladder and down the wall,
A half penny roll will serve us all
You find milk and I'll find flour,
And will have a pudding in half an hour.



Based on your reading of the poem, answer the following questions orally.

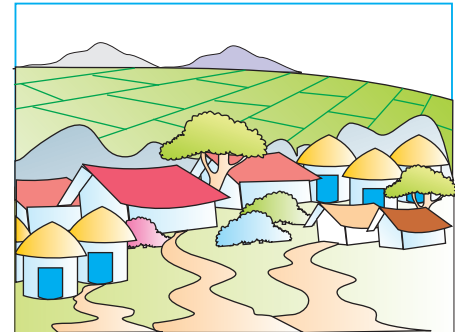
1. Who come out to play?
2. Name two things needed to make pudding.

WRITING SKILLS

Add suitable words to complete the following conversation. Look at the picture for ideas.

Sunil : Hello, Tarun. How were the holidays?

Tarun : Hello. I went to a v_____ to meet my uncle and aunt. It was fun.



Sunil : I know a v_____ is very different from a c_____.

Tarun : Yes it is. A village has small h_____s and big fields.

Sunil : But in a city like Delhi, we have b_____ buildings, m_____ cars and thousands of people. There are b_____ flyovers also.

HOME WORK

Write three lines on 'My City' / 'My Village'.

PROJECT WORK

Find pictures of a village and a city from newspapers/magazines. Paste them in your scrapbook/notebook and write a heading, e.g., 'A Modern City', 'A Beautiful Village', etc., for each picture. Choose a picture from them, where you would like to live and write below it.

VALUE CORNER / LIFE SKILLS

Caring for neighbours and sharing with them makes a good neighbourhood.