



CLICK HERE TO ACTIVATE

LESSON
PART 1





UNIT 3



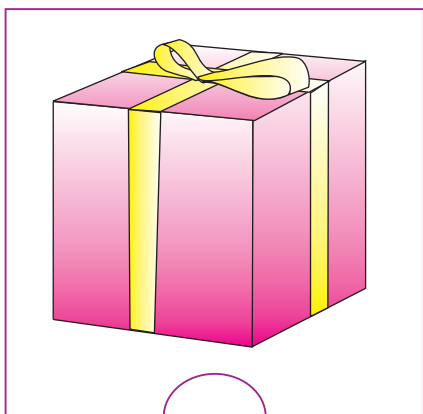

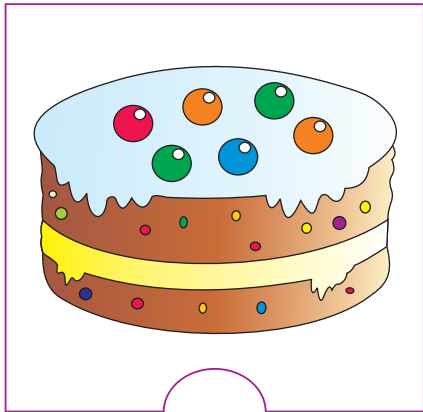


Birthday Party

Warm Up



Which pictures remind you of your birthday celebrations? Put a tick (✓) on those pictures.



Read and Enjoy



Today is a very special day for Arun. He is very **excited**. He quickly jumps out of bed with a big smile on his face.

“Mummy!” he shouts, “Mummy, where are you?”

excited: feeling very happy



“Good morning, Arun,” replies his mother, “come to the kitchen, dear.”

“What are you cooking, mummy? I guess it is something tasty,” asks Arun.

“Cutlets, *dosa* and *poha*,” replies mother. “The cake has, of course, been **ordered** already. I am going to buy some tasty sweets now!”

Saying so, she hugs and kisses her son, wishing him a very happy birthday. His father also comes in carrying a big packet.

“Happy Birthday, son,” says father, **lifting** Arun on his shoulders. “Your grandfather and grandmother have also sent you a nice gift. Aunt will be coming in the evening and uncle also has sent his best wishes.”

ordered : instructed to do something

lifting : holding up in the air

disappointed : unhappy because something did not happen

promised : assure a person of doing something specific

“Why isn’t uncle coming?” asks Arun, feeling **disappointed**.

“He is not in town,” says mother. “But aunt has **promised** to come and Vinod uncle will also be here. So, you are going to have many guests.”

“Now I feel better,” says Arun. He is happy when he sees the beautiful gift his parents have brought. “Wow! Skates. Just the thing I wanted.”

Arun is ready and waiting to **receive** his guests as the clock strikes four in the evening. The doorbell rings and many people start walking in. They are either their friends or relatives.

“Look at all those balloons,” exclaims Nitin, looking up at the **ceiling** and walls. “They are of different colours, sizes and shapes. Lovely! Come on, everybody. We are going to have fun.”

“See those colourful **streamers**,” says Irfan. “What are all those **pouches** on the chair for, Arun?”

“Those pouches have your names written on them,” explains Arun. “You have to find the pouch with your name. You can pick and take the pouch when you go home. We will also play some games. Rekha aunt has thought of many games.”

They play many **indoor games** like ‘passing the parcel’, ‘musical chairs’ and ‘statue’. Aunt helps them with the games.

“Come on children,” calls out Arun’s mother, asking them to come forward.

“It is time to cut the cake.”

Arun blows out the candles and cuts the cake. The children clap and sing the birthday song.

“The food is yummy, aunty,” calls out Chakri with his mouth full. “The cutlets are the best I have ever had.”

“You will become fat if you eat so much,” shouts Trisha as the others start laughing. “Gulshan is very fond of eating,” says Ajit. After having the tasty food, the children run out to the garden, to play.

receive : to welcome people

ceiling : the overhead covering of a room

streamers : long, thin strips of paper used for decoration on special occasions

pouches : small bags used as purses

indoor games : games played inside



“This is the best birthday I’ve ever had,” says Arun as he bids goodbye to each guest after some time. “Thank you, everyone, for coming and making it great and full of fun. Don’t forget to take the pouches, please,” he adds, waving out to his friends.

Everybody has left and the house is quiet again. Arun opens all the gifts. Among the gifts are a T-shirt, a basketball, a cricket set and so many things. Then he goes to sleep as he is tired.

Read and Understand



A. Tick (✓) the correct answer.

1. Arun is excited about

- | | | | |
|---------------------------|--------------------------|----------------------------|--------------------------|
| (a) the school annual day | <input type="checkbox"/> | (b) his friend’s birthday | <input type="checkbox"/> |
| (c) his birthday | <input type="checkbox"/> | (d) his plan to go fishing | <input type="checkbox"/> |

2. Arun’s parents wish him in the

- | | | | |
|-------------|--------------------------|--------------|--------------------------|
| (a) morning | <input type="checkbox"/> | (c) noon | <input type="checkbox"/> |
| (b) evening | <input type="checkbox"/> | (d) midnight | <input type="checkbox"/> |

3. Choose one game that the children played at the party.

- | | | | |
|------------------------|--------------------------|------------------|--------------------------|
| (a) Passing the parcel | <input type="checkbox"/> | (b) Football | <input type="checkbox"/> |
| (c) Word puzzles | <input type="checkbox"/> | (d) Table tennis | <input type="checkbox"/> |

4. Who are invited to Arun’s birthday party?

- | | |
|-----------------------------------|--------------------------|
| (a) many friends and relatives | <input type="checkbox"/> |
| (b) all the students of his class | <input type="checkbox"/> |
| (c) all the neighbours | <input type="checkbox"/> |
| (d) none of the above | <input type="checkbox"/> |

B. Answer the following questions.

1. What is Arun celebrating today?

Ans. _____

2. Who is the first person to wish Arun on his birthday?

Ans. _____

3. What do Arun's parents gift him?

Ans. _____

4. Name one dish that Arun's mother is preparing on his birthday.

Ans. _____

Fun with Grammar



Adjectives (Describing Words)

Read the following sentence.

Sarita wore a **colourful** frock on her birthday.

The word **colourful** describes the noun 'frock'. So, it is an adjective.

Describing words are called **adjectives**.

Here are some more examples of **adjectives**.

1. Arun cut a **chocolate** cake.

2. He got **five** gifts.

3. Nitin wore **black** shoes.



All the coloured words (**chocolate**, **five** and **black**) are adjectives because they describe the naming words (**cake**, **gifts** and **shoes**).

A. Underline the describing words in the following sentences, then write them. Circle the naming words they describe. One is done for you.

1. It was a special (day).

special

2. Arun had a bright smile on his face.

3. He had invited ten friends on his birthday. _____
4. Arun cut a big cake in the evening. _____

B. Fill in the missing letters to complete the describing words that are opposites to the words given in brackets.

1. Arun is a g ____ ____ ____ boy. (bad)
2. He got a pair of n ____ ____ skates on his birthday. (old)
3. Arun's mother wanted to buy t ____ ____ ____ y gulab jamuns. (tasteless)

Look at the following pictures and read the sentences given below them.



1. Priya is a tall girl.



2. Sushma is taller than Priya.

In sentence (1), the describing word **tall** just tells us about the height of Priya. It is in the positive degree. We speak just about one quality and do not make any comparison.

In sentence (2), the describing word **taller** tells us about Sushma's height being compared to Priya's. It is said to be in the comparative degree. Here - 'er' is added to the describing word. For example, 'tall' - 'taller'. We also use 'than' with the adjective to indicate comparison.

C. Fill in the blanks with suitable describing words from the box.


warmer taller heavier bigger

1. An elephant is _____ than a bull.
2. Days are _____ in summer than in winter.
3. A giraffe is _____ than a zebra.
4. A scooter is _____ than a bicycle.

Conjunctions (Joining Words)

Read the following sentences carefully.

1. I ate an apple and a banana.
2. She was sick, but she came to school.
3. You can use a pen or a pencil to write the letter.



The underlined words and, but and or are joining words. These words are called **conjunctions**.

Joining words are used to join words, groups of words or sentences. It's clear from the above examples that we use 'and' to join similar things or ideas.

We use 'but' when we join two words, ideas or sentences that mean the opposite of each other.

We use 'or' to show that there is a choice between two things or persons.

D. Read the following sentences and underline the joining words.

1. Arun's mother kissed and hugged him on his birthday.
2. Arun's uncle could not come for the party but his aunt came.
3. Arun will wear black or white shoes in the evening.
4. Arun will neither sing nor dance during the party.

LET'S SPELL

Supply the missing letters with the help of the words given in the box.

wishes packet balloon already skates gift

1. alr__ __d__

2. p__c__et

3. wis__ __s

4. g__ __t

5. sk__t__s

6. ba__ __o__n

VOCABULARY

Word Power

Colour the boxes in the word grid with opposites of the following words. Write them in the space provided. The first one has been done for you as an example.

1. buy × sell

2. lift × _____

3. indoor × _____

4. rich × _____

5. give × _____

6. close × _____

Z	Y	T	A	K	E	X	T	U
A	B	S	E	L	L	N	L	M
W	O	P	E	N	X	Y	T	U
S	R	B	T	P	O	O	R	N
D	R	O	P	D	Q	P	S	T
E	C	D	A	H	F	K	J	L
O	U	T	D	O	O	R	Z	U

LET'S READ

Read the following passage :

In the big forest there lived a Bear family - Mama Bear, Daddy Bear and Baby Bear. One day the family was very happy. They got up early in the morning. It was Baby Bear's birthday. He had turned one year old. Mama Bear kissed Baby Bear and gave him basketful of blue berries and raspberries. Daddy Bear hugged him and gave him a big jar of honey. Baby Bear was very happy. Daddy Bear said "Today I will take you to the river. We will catch fish." Baby Bear jumped up and shouted "Queet". They went to the river. Baby Bear watched his father carefully. He also jumped into the river and caught a big fish from the water like his father. Daddy Bear said "Now you can catch fish everyday all on your own." Baby Bear clapped his hands and said "Thank you Daddy. I have learnt to catch fish from you. This is my best birthday gift."

Now answer these questions.

1. Whose birthday was celebrated?
2. What did Mama Bear gift to Baby Bear?
3. Who gave a jar of honey to the Baby Bear?
4. Where did Daddy Bear take Baby Bear to catch fish?
5. What was something new that Baby Bear learnt on his birthday?

LET'S PRACTISE

A. Follow your teacher while he/she is saying and pronounce the words correctly.

1. cup | k |
2. magic | k |
3. slice | s |
4. come | k |

5. traffic | k |

6. price | s |

7. care | k |

8. picnic | k |

9. face | s |

B. Read aloud the words given in the box correctly, with the help of your teacher. Underline the words that end with 's-sound' and circle those that end with 'k-sound'.

mice	nice	dice	logic	picnic
traffic	police	pace	trace	grace

LET'S CONVERSE

Read the following conversation and enact it out with your partner in the class.

Arun : Hello, Nitin!

Nitin : Hello Arun!

Arun : I want to invite you to my birthday party. It is on this Sunday.

Nitin : Where is the party, Arun?

Arun : It is at my house, Near Buddha statue, Amaravati.

Nitin : At what time does the party begin?

Arun : The party starts at 5 p.m. Please do come.

Nitin : Sure. I'll be there. Thanks a lot!

RHYME TIME

Recite the following poem in groups.

A birthday means a moment to share,
A birthday means a moment to care.
For a birthday is a special day,
That comes just once in a year's way.
For a birthday is a day of joy,
With family and friends you do enjoy.
And you learn to count the blessings it has brought,
And all life's lessons you were taught.
And, today dear, it is your birthday too,
So that is why I'm wishing for you.
Brilliant thought with you to share,
On your very special day because I care, I care!
Happy Birthday, Dear! Happy Birthday, Dear!



Read the poem and based on it answer the following questions orally.

1. Give a good title to the poem.
2. Pick out three pairs of rhyming words from the poem.

WRITING SKILLS

Complete the following sentences by adding suitable words.

1. Today is a very special day _____
2. Arun's mother wishes him 'Happy _____


3. Arun's father lifts him _____
4. Arun is happy to get _____ from his parents.
5. Balloons are decorated on the ceiling _____

HOME WORK

Look at the pictures and write two sentences about each. Use words in the box and add your own words.

tall colourful red

1. This is an _____
I will eat the _____
2. We have a new set of _____
They are very _____
3. My teacher is _____
She is wearing a _____ sari.



PROJECT WORK

Make a birthday hat with a pastel sheet. Take a bright coloured pastel sheet and cut a strip that is 15 inches in length and 4 inches in breadth. You can make designs on one side of the strip. Decorate it with stars, glitter, etc., and staple the two ends according to the size that will fit your head. Wear your hat and have fun.

VALUE CORNER / LIFE SKILLS

Make every day a special day like your birthday for yourself and your friends.