



**CLICK HERE TO ACTIVATE**

**LESSON**  
**PART 2**





# UNIT 4








# We And Our Neighbours

## Warm Up



◆ Tick (✓) the activities that you enjoy doing with your neighbours.



◆ Write the names of any two of your neighbours.

1. \_\_\_\_\_

2. \_\_\_\_\_

## Read and Enjoy



Nitin is a little boy. He likes to play in his garden. His house is near a hill. After school, he flies kites and plays alone. There is a small house near his house. But nobody lives there. Other children live far away. All the other houses are on the other side of the hill.

One day Nitin is flying a kite. The wind carries it away. Nitin looks for it in the garden, on the road and everywhere. He goes to the house where nobody lives. He looks for his kite here and there, but he doesn't find it. When he is looking for his kite, a little girl comes out, and they soon become friends.



**Nitin** : Oops!

**Meena** : What **are** you **looking** for?

**Nitin** : Oh, hi! I **am looking** for my kite. Oh! It **is** near the door.

**Meena** : Let me **get** it.

**Nitin** : Thanks.

**Meena** : I **am** Meena. What **is** your name?

**Nitin** : My name **is** Nitin. I **used** to **think** that nobody **lives** here.

**Meena** : We **have** just **come** to this house.

**Nitin** : **Welcome** to this place, Meena. We **are** neighbours now. If you **need** anything, please let me **know**. I'll be happy to **help** you.

**Meena** : Thanks, Nitin! **Will** you **be** my friend?

**Nitin** : Of course, Meena, I **will be** your friend. We **will play** together every day. We **will fly** kites and **make** paper boats too.

**Meena** : My mother **will be** happy to meet you. (*Meena calls out for her mother.*)

**Meena** : Hey Mom ! **See** who **has come** to our garden. I **have** a new friend, Nitin. (*Meena turns to her mother as she comes out.*)  
Mom, this **is** Nitin.

**Mom** : Hello, Nitin, I **am** Meena's mother. I **am** happy to **see** that you **have become** friends.

**Nitin** : Hello, aunty. It **is** nice meeting you and Meena. Bye Meena, we **will play** tomorrow.

### Note to the Teacher



The teacher should ask the children to concentrate on the coloured words. They are doing words (Verbs). 'Oops' is pronounced as /u:ps/.

### Read and Understand



#### A. Tick (✓) the correct answer.

1. In the evening, Nitin plays

(a) with his friends

(b) with his parents

(c) all alone

(d) with his pet

2. Nitin lives near a

(a) mountain

(b) river

(c) hill

(d) market

3. The name of Nitin's new neighbour is

(a) Meena

(b) Mona

(c) Kavya

(d) Shanti

**B. Answer the following questions.**

1. Where does Nitin like to play?

Ans. \_\_\_\_\_

2. What was Nitin looking for?

Ans. \_\_\_\_\_

3. Who are the neighbours?

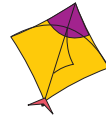
Ans. \_\_\_\_\_

4. What will Meena and Nitin play?

Ans. \_\_\_\_\_

**C. Draw a circle around the correct pictures and give the answers orally. (Encourage children to answer in full sentences)**

1. What is Nitin looking for?



2. Whom does Nitin meet?



3. Where does Meena live?



4. Who becomes a friend of Nitin?




**Fun with Grammar**




**Action Words (Verbs)**

Words that tell us about what a person or a thing does, are called **action** or **doing words**. We also call these words **verbs**. All the coloured words in the examples are **action words** (verbs).


## Examples :



We **play** cricket on Sundays.



My mother **teaches** in a school.




Vidhi **throws** a ball.

### A. Match the sentences with the pictures and read aloud the sentences.

1. Birds fly.

(a)




2. Animals walk.

(b)




3. Fish swim.

(c)



4. Snakes crawl.

(d)








5. Monkeys jump.

(e)



**B. Given below are some animals and birds and the sounds they make. Match the animals and birds with the sounds they produce. One has been done for you.**

Animals/Birds		Sounds/Cries	
1. Bee		(a) crows	
2. Bird		(b) chirps	
3. Cat		(c) barks	
4. Dog		(d) hums	
5. Cock		(e) mews	

**C. Colour the boxes with action words (verbs). Use the colour of your choice. Write the words in the given space.**

tall	jump	sing	bottle	icon
glass	heavy	speak	dark	eat
wash	drink	cut	walk	sit
bird	drive	cake	come	hear
sleep	dance	goat	apple	girl

## Action Words (Verbs)

- \_\_\_\_\_
- \_\_\_\_\_
- \_\_\_\_\_
- \_\_\_\_\_
- \_\_\_\_\_
- \_\_\_\_\_
- \_\_\_\_\_
- \_\_\_\_\_
- \_\_\_\_\_
- \_\_\_\_\_
- \_\_\_\_\_
- \_\_\_\_\_
- \_\_\_\_\_

## VOCABULARY

### Word Power

**A. Given below are some jumbled letters. Look at the pictures and write the correct words.**

1. U N R

--	--	--

2. L P A Y

--	--	--	--

3. U P J M

--	--	--	--

4. M S I W

--	--	--	--

5. N S I G

--	--	--	--





**B. One small word is hidden in each of the following words. Find them. The first one has been done for you.**

1. cabbage - bag      2. elephant - \_\_\_\_\_  
3. happen - \_\_\_\_\_      4. sentence - \_\_\_\_\_  
5. rubber - \_\_\_\_\_      6. mother - \_\_\_\_\_

**LET'S READ**

**Read the following passage :**

Priya and Manju are neighbours. They play and read story books together. Sometimes they also watch T.V. together. Their parents are also friends. One day Priya and Manju went to watch a movie with their mothers. They liked the movie "Tin, Tin". They ate pop-corn and enjoyed a lot. The next week, Priya's mother fell sick. Manju and her mother helped their family. Manju's mother made sporage and custard pudding for them. Soon, Priya's mother recovered. Thus, both the neighbours care for and help one another.

**Now answer these questions.**

1. What are the names of the two neighbours ?
2. Mention any two activities they enjoy doing together.
3. Which movie did the girls watch ?
4. Who went to watch the movie with them ?
5. Who fell sick ?

## LET'S PRACTISE


Follow your teacher while he/she is saying and pronounce the words correctly.

|æ|

1. hat
2. man
3. pan
4. tan
5. band

|e|

1. hen
2. men
3. pen
4. ten
5. bend



## Note to the Teacher



Distinguish these two minimal sounds clearly while pronouncing the given words. Also select at least five more words like the ones provided to reinforce the sounds.

## LET'S CONVERSE

Read the following conversation and enact it out with your partner in the class.

**Ashok** : Where are you going, Pavan ?

**Pavan** : I am going to the market.


**Ashok** : Why are you going ?

**Pavan** : I am going to the market to buy medicine for my mom.

**Ashok** : Why don't you buy medicine from Blessings ?

They send medicines to your house.

**Pavan** : Really ? I never knew that. Now I will ask my father to get medicines from Blessings only.



## RHYME TIME

Recite the following poem in groups.

### My Boat

I made a paper boat,  
I wanted it to float.  
I went in the rain,  
And put it in the drain.

It went up, it dipped down  
I cried, "Do not drown."  
It turned round and round  
And sank without a sound.

I sat in the rain,  
Thinking with my brain.  
I ran inside the door,  
To make a boat once more.



**A. Spot out the rhyming words.**

**B. Look at the given pictures and fill in the blanks with the words given in the brackets.**

(play drinks speaks sleeps)

1. She \_\_\_\_\_ milk every morning.
2. My grandfather \_\_\_\_\_ in the afternoon every day.
3. Children \_\_\_\_\_ football every evening.
4. She \_\_\_\_\_ to her friend every day.



## HOME WORK

**Copy the following sentences and expressions in your note book.  
Learn and use them in your conversation with friends.**

1. I am looking for my younger sister.
2. Will you be my friend?
3. I am happy to see you safe.
4. Thank you very much indeed.

## PROJECT WORK

Cut pictures from magazines and newspapers and show at least three activities that you enjoy doing with your neighbours. Paste the pictures in your scrap book.

## VALUE CORNER / LIFE SKILLS

Our neighbours are like our family members. We should be good to our neighbours. We should behave properly with them.