



**CLICK HERE TO ACTIVATE**

**LESSON**  
**PART 4**





## UNIT 3



# A Crane And A Fox

## Warm Up



- ✦ Do you think it is good to be clever and be able to learn to do things quickly?
- ✦ Do you think that it is right for a clever person to fool others and be selfish?

## Read and Enjoy




It is good to be clever. It is also good to be able to think and learn to do new things quickly. But it is not good to use cleverness to fool others.


Read the story given below carefully.

Once there lived a fox in a forest. His name was Cheaty. He tried to fool other animals many a time.

One day, he said to himself, "I am the cleverest animal here. I have got an idea. I think I can fool Pinky, the stork, in minutes. Let me invite her for dinner."



Cheaty made tasty corn soup. When Pinky came, he put it in two plates. Pinky said, “Oh! The soup looks good. But I have a long beak. How can I have this soup? I have to go now. Thank you, Cheaty.”



The next week, Pinky said to herself, “Let me invite Cheaty for dinner.” Pinky made yummy *kheer* and put it in two jars. The jars had long necks. When Cheaty came he said, “The *kheer* looks good. But how can I have it? The mouth of the jar is not big. I cannot put my mouth inside the jar. My nose is broad. But let me thank you for the *kheer*. Bye.”

Cheaty left the place and said to himself, “I am not the cleverest one. Pinky is cleverer than I.”

## Read and Understand



### A. Tick (✓) the correct answer.

1. Cheaty invited Pinky for

(a) breakfast

(b) lunch

(c) dinner

(d) snacks and tea

2. Cheaty invited Pinky and made

(a) cakes

(b) sandwiches

(c) vegetable soup

(d) corn soup

3. Pinky invited Cheaty for dinner and made

(a) corn soup

(b) kheer

(c) ice cream

(d) pizza

**B. Answer the following questions.**

1. What did Cheaty try to do?

Ans. \_\_\_\_\_

2. Who was Pinky?

Ans. \_\_\_\_\_

3. Where did Cheaty serve the soup?

Ans. \_\_\_\_\_

4. What did Pinky serve?

Ans. \_\_\_\_\_

5. Who was cleverer?

Ans. \_\_\_\_\_

**C. Put a tick (✓) for the correct statements and a cross (X) for the incorrect ones. The first one has been done for you.**

1. Cheaty was a clever fox.

2. Pinky could not drink soup from the plate as she had a long beak.

3. Pinky invited Cheaty for breakfast.

4. Pinky put *kheer* in a jar for Cheaty.

5. Cheaty could eat kheer from the jar.

6. Cheaty came to know that Pinky was cleverer than he.



Words Used in Place of Nouns (Pronouns)

Look at the pictures and read the sentences.



Mouni is ten years old.  
**She** has long hair.



Raju is in class I.  
**He** plays in the park every day.




Padma is in class I. Divya is also in class I. **They** are classmates.



The mango plant is very small.  
**It** has only a few leaves.






**I** am a clown.  
**I** make others laugh.



**You** are a soldier.  
**You** are very brave.

All the coloured words are used in the place of naming words. They are called **pronouns**.

**A. Match the correct words with the pictures by drawing lines.**

<p>He</p> <p>It                      She</p> 	<p>He</p> <p>It                      She</p> 	<p>He</p> <p>It                      She</p> 
--	--	--

**B. Fill in the blanks with 'I' or 'You'.**

1. \_\_\_\_\_ am a singer.

\_\_\_\_\_ sing songs.

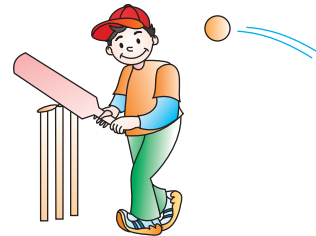
2. \_\_\_\_\_ are my brother.

\_\_\_\_\_ love you.

3. \_\_\_\_\_ am a cricketer.

\_\_\_\_\_ play for India.

\_\_\_\_\_ can watch me on the cricket ground.



**C. Tick (✓) the correct words and complete the following sentences.**

1. Sunita is a chess player. \_\_\_\_\_ (She/He/It) has a new chess set.

2. My father goes to office every day. \_\_\_\_\_ (She/He/It) goes there by car.

3. The red car is new. \_\_\_\_\_ (She/He/It) is very big.

4. Do \_\_\_\_\_ (I/You) look like my sister?

5. Sasi lives in Mumbai. Rashi lives in Mumbai. \_\_\_\_\_ (They/He/It) live in the same neighbourhood.

## LET'S SPELL

Fill in the missing letters to form complete words.

1. f \_\_ x

2. st \_\_ rk

3. dinn \_\_ r

4. so \_\_ p

5. j \_\_ r

6. cl \_\_ v \_\_ r

## VOCABULARY

### Word Power

A. In each set of words, circle the word that does not rhyme (sound the same). The first one has been done for you as an example.

got  
lot  
goat  
not

dine  
win  
shine  
line

lane  
mane  
form  
cane

B. Write the opposites of the following words from the box.

young foolish more short

1. old × \_\_\_\_\_

2. less × \_\_\_\_\_

3. long × \_\_\_\_\_

4. clever × \_\_\_\_\_

## LET'S READ

Read the following passage:

Manoj and Deepu are in the same class. One day Deepu loses his English note book in the school. The next day is the English test. He asks Manoj for his English note book. Manoj thinks that if he gives his

note book to him, Deepu will get good marks. He tells Deepu that he has lost his own note book. Deepu studies from his English book and gets the test. After a few days, Manoj falls down in the school play-ground. He hurts his leg. He is not able to go to school for many days. He thinks "I try to be clever, I did not give my English note book when Deepu needed it. How can I ask for his help now?" The next day Deepu comes to his house. Deepu tells "Manoj, get well soon. I will give you all my note books once a week. You can get photocopies of all the work that you missed out." Manoj had tears in his eyes and says "Thank you Deepu."

**A. Now answer these questions.**

1. Who lost the English note book before the English test?
2. Does Manoj help Deepu?
3. How does Deepu study for the English test?
4. What happens when Manoj falls in the school playground one day?
5. Who comes to meet Manoj when he is not well?

**B. Say whether the following sentences are True or False.**

1. Manoj and Deepu study in the same class. \_\_\_\_\_
2. Manoj tells Deepu that his own notebook is also lost. \_\_\_\_\_
3. Manoj tries to be clever when Deepu asks for his English notebook. \_\_\_\_\_
4. Deepu wants to help Manoj when he is not well. \_\_\_\_\_
5. Manoj understands later that he should not have been too clever when Deepu asked him for his help. \_\_\_\_\_



## LET'S PRACTISE

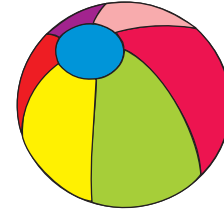
Follow your teacher while he/she is saying and pronounce the words correctly.

|æ|

1. bat
2. tap
3. fan
4. mat
5. tank

|ɔ:|

1. ball
2. tall
3. fall
4. mall
5. talk



## Note to the Teacher



Children are expected to differentiate between these two sounds while pronouncing the given words. The teacher should ensure that the children listen to these words before asking the children to repeat them.

It may, however, be borne in mind that the teacher is not supposed to teach these symbols to the children. They are meant for the teacher's use only.

## LET'S CONVERSE

Read the following conversation and enact it out with your partner in the class.

**Yamini** : Let's celebrate the New Year together.

**Surabhi** : It's a good idea! Let's go ahead.

**Yamini** : But I don't know how to cook well. Could you help me ?

**Surabhi** : No problem. I can cook many dishes.

**Yamini** : Wonderful! So, when can we meet to prepare the dish of your choice ?

**Surabhi** : I'll be here at 6 sharp. In the meantime, you can buy a loaf of bread, tomato and cucumber for sandwiches.

**Yamini** : But I don't have any money to buy these things.

**Surabhi** : Look! I am giving my services. You must, at least, spend money.

**Yamini** : Sorry, in that case, we'll just wish Happy New Year to each other.


**Surabhi** : No choice. Bye!

**Yamini** : Bye, see you in the evening.

## RHYME TIME

Recite the following poem in groups.

A wise old owl sat in an oak,  
The more he heard, the less he spoke,  
The less he spoke, the more he heard,  
Why aren't we all like that wise bird?



Spot out the rhyming words.

## Note to the Teacher



1. Reinforce the naming words (Nouns) and describing words (Adjectives).
2. Teach the children the words used in place of the naming words (Pronouns).

## WRITING SKILLS

A. Complete the following sentences by filling the blanks with the words given in the box.

talk    I    meet    cleverer    draw    gift

1. Thank you for the \_\_\_\_\_.
2. Let's \_\_\_\_\_.
3. I am not the cleverest. Sheena is \_\_\_\_\_ than \_\_\_\_\_.
4. I don't know how to \_\_\_\_\_.
5. When can I \_\_\_\_\_ you?

## B. Make sentences with 'I', 'You', 'They' and 'It'.

---

---

---

---

### HOME WORK

Copy down the following sentences in your note book. Also learn them for use in your conversation.

1. Thank you for all your help.
2. I'm not the cleverest. Pinky is cleverer than I.
3. The more he heard, the less he spoke.

### Note to the Parents



Help your child practise the above sentences/expressions in different situations.

### PROJECT WORK

Write sentences using 'I', 'You', 'He', 'She' and 'It'. Make two sentences for each pronoun. Paste some pictures wherever possible.

### VALUE CORNER / LIFE SKILLS

We should not use our cleverness to fool others. Too much smartness is not good.