



CLICK HERE TO ACTIVATE

LESSON
PART 4



3

+ - x ÷ + - x ÷ + - x ÷ + - x ÷



SUBTRACTION

READY ... STEADY

Subtract by crossing out.

Example :
$$\begin{array}{r} 7 \\ -2 \\ \hline 5 \end{array}$$

|||||XX

$$\begin{array}{r} 9 \\ -5 \\ \hline \end{array}$$

$$\begin{array}{r} 8 \\ -3 \\ \hline \end{array}$$

Subtract the following.

T	O
8	5
-	2
4	

T	O
7	6
-	1
3	

T	O
9	4
-	5
2	

T	O
6	3
-	2
1	

T	O
2	9
-	1
2	

T	O
3	9
-	2
7	

T	O
5	1
-	4
7	

T	O
6	2
-	3
8	

T	O
8	3
-	5
7	

T	O
7	6
-	1
8	

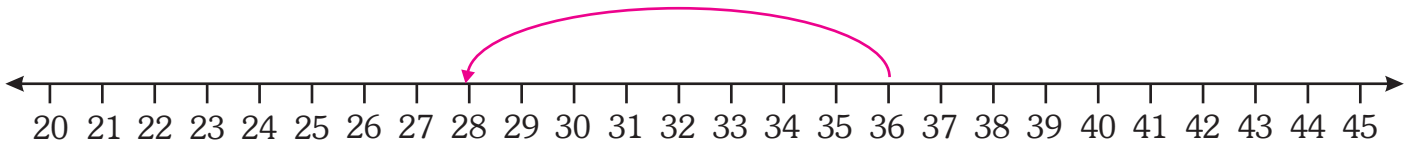
T	O
9	4
-	6
5	

T	O
4	5
-	2
9	

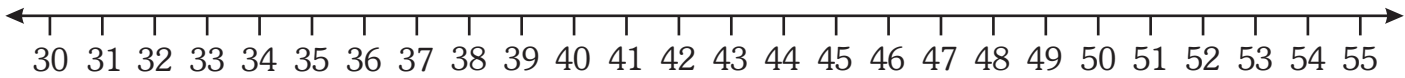


SUBTRACTION ON THE NUMBER LINE

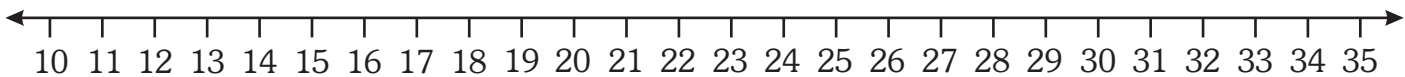
Subtract on the number line. One has been done for you.



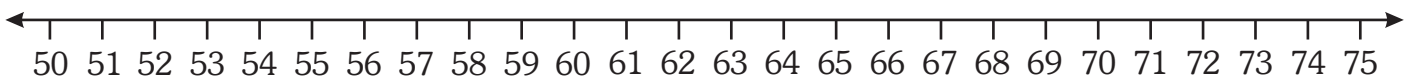
$$36 - 8 = \boxed{28}$$



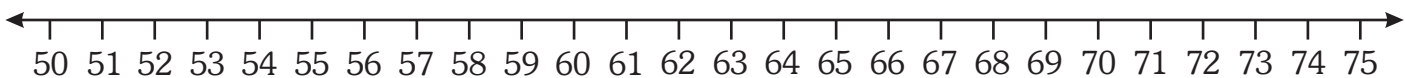
$$45 - 9 = \boxed{}$$



$$27 - 12 = \boxed{}$$



$$74 - 15 = \boxed{}$$



$$63 - 11 = \boxed{}$$

32



SUBTRACTION FACTS

Subtracting zero from a number means no subtraction.

The difference is the number itself.

$$24 - 0 = 24$$

$$431 - 0 = 431$$

$$629 - 0 = 629$$

By subtracting 1 from a number, we get the previous number (that is called predecessor).

$$34 - 1 = 33$$

$$295 - 1 = 294$$

$$526 - 1 = 525$$

When a number is subtracted from itself, the difference is zero.

$$26 - 26 = 0$$

$$154 - 154 = 0$$

$$723 - 723 = 0$$

Find the difference.

$$38 - 0 = \square$$

$$56 - 0 = \square$$

$$186 - 0 = \square$$

$$943 - 0 = \square$$

$$335 - 0 = \square$$

$$58 - 1 = \square$$

$$64 - 1 = \square$$

$$836 - 1 = \square$$

$$251 - 1 = \square$$

$$390 - 1 = \square$$

$$235 - 235 = \square$$

$$642 - 642 = \square$$

$$851 - 851 = \square$$

$$363 - 363 = \square$$

$$914 - 914 = \square$$

$$723 - 723 = \square$$

SUBTRACTION OF 3-DIGIT NUMBERS

(Without Carrying)

Example : Subtract 214 from 538.

Step 1 : Subtract the ones.

Step 2 : Subtract the tens.

Step 3 : Subtract the hundreds.

Subtract the following.

	H	T	O
	5	3	8
-	2	1	4
	3	2	4

	H	T	O
	3	9	8
-	2	4	5

	H	T	O
	7	5	7
-	2	3	2

	H	T	O
	6	1	6
-	3	0	3

	H	T	O
	8	8	7
-	1	1	7

	H	T	O
	4	6	9
-	2	6	5

	H	T	O
	5	4	9
-	4	2	0

	H	T	O
	9	9	1
-	4	1	0

	H	T	O
	5	7	8
-	3	3	8

	H	T	O
	4	8	9
-	1	2	6

	H	T	O
	7	8	7
-	5	4	3

	H	T	O
	3	3	6
-	2	2	5

	H	T	O
	6	4	5
-	6	1	2

SUBTRACTING WITH BORROWING

Example : Subtract 346 from 625.

Step 1 : We subtract the digits in ones place.

As 6 can't subtract from 5, we borrow 1 ten from 2 in tens place.

\therefore 1 ten + 5 ones = 15 ones.

15 ones – 6 ones = 9 ones

Now write 9 in ones place.

Step 2 : Now subtract the digits in tens place.

As 4 is bigger than 1 (we have carried already 1 ten from 2), we borrow 1 hundred from hundreds place.

Borrow 1 hundred from the hundreds place.

\therefore 1 hundred + 1 ten = 10 tens + 1 ten = 11 tens

Now we subtract 4 tens from 11 tens

11 tens – 4 tens = 7 tens

Write 7 in tens place.

Step 3 : Now subtract the digits in hundreds place.

5 hundreds – 3 hundreds = 2 hundreds

So, write 2 in hundreds place.

	H	T	O
	⑤	①	⑤
	6	2	5
–	3	4	6
	2	7	9

Do the following subtractions.

	H	T	O
	8	3	1
–	1	2	6

	H	T	O
	9	0	9
–	2	4	7

	H	T	O
	5	1	9
–	3	3	2

	H	T	O
	6	4	5
–	5	7	8

	H	T	O
	7	6	5
–	4	5	6

	H	T	O
	6	8	6
–	3	4	6

Subtract the following.

	H	T	O
	4	1	2
-	1	5	3

	H	T	O
	9	2	0
-	7	6	1

	H	T	O
	8	6	8
-	2	9	7

	H	T	O
	4	3	9
-	2	5	0

	H	T	O
	5	4	5
-	1	7	8

	H	T	O
	8	5	7
-	3	6	9

	H	T	O
	9	0	1
-	3	4	2

	H	T	O
	8	5	6
-	4	6	0

	H	T	O
	7	4	8
-	3	7	9

	H	T	O
	4	3	8
-	1	0	9

	H	T	O
	5	7	6
-	2	7	8

	H	T	O
	6	3	8
-	2	5	4

	H	T	O
	6	4	5
-	3	4	6

	H	T	O
	8	9	1
-	6	0	2

	H	T	O
	7	7	1
-	5	9	0

SUBTRACTION IN EXPANDED FORM

Subtract the following.

Example :

	H	T	O
	3	4	3
-	1	5	1



$$\begin{array}{r}
 \textcircled{2} \quad \quad \quad \textcircled{14} \\
 3 \text{ hundreds} + 4 \text{ tens} + 3 \text{ ones} \\
 - 1 \text{ hundred} + 5 \text{ tens} + 1 \text{ ones} \\
 \hline
 1 \text{ hundred} + 9 \text{ tens} + 2 \text{ ones} \\
 \text{Answer : } 192
 \end{array}$$

	H	T	O
	6	1	2
-	2	9	9



$$\begin{array}{r}
 \square \text{ hundreds} + \square \text{ tens} + \square \text{ ones} \\
 - \square \text{ hundreds} + \square \text{ tens} + \square \text{ ones} \\
 \hline
 \hline
 \end{array}$$

	H	T	O
	8	5	8
-	4	7	7



$$\begin{array}{r}
 \square \text{ hundreds} + \square \text{ tens} + \square \text{ ones} \\
 - \square \text{ hundreds} + \square \text{ tens} + \square \text{ ones} \\
 \hline
 \hline
 \end{array}$$

	H	T	O
	8	6	6
-	2	7	3



$$\begin{array}{r}
 \square \text{ hundreds} + \square \text{ tens} + \square \text{ ones} \\
 - \square \text{ hundreds} + \square \text{ tens} + \square \text{ ones} \\
 \hline
 \hline
 \end{array}$$

	H	T	O
	9	3	4
-	5	9	5



$$\begin{array}{r}
 \square \text{ hundreds} + \square \text{ tens} + \square \text{ ones} \\
 - \square \text{ hundreds} + \square \text{ tens} + \square \text{ ones} \\
 \hline
 \hline
 \end{array}$$



CHECKING SUBTRACTION


We know how to subtract, but how do we know whether the answer is correct or not ?

Do not you know there is a very easy method to check ?

By addition !

Let us see how !

Now, let's take the example given below.



T	O
④	⑬
5	3
2	6
2	7



You will add the difference i.e. 27 to the number you subtracted, i.e. 26. If you get the answer from which you subtracted i.e. 53, then you have done your subtraction correctly.

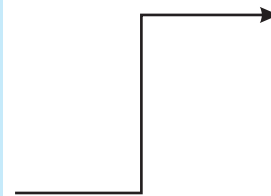
We got 53. So, our subtraction is correct.

T	O
①	
2	7
2	6
5	3

Subtract the smaller number from bigger number and check your answer.

$$72 - 46$$

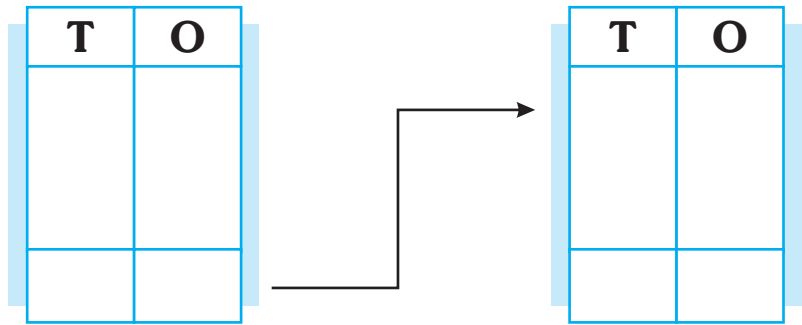
T	O



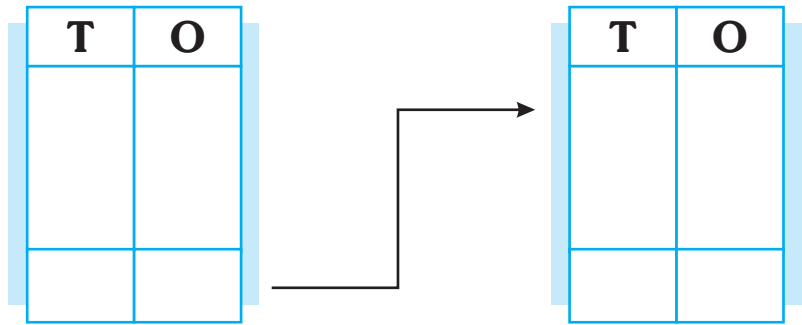
Checking

T	O

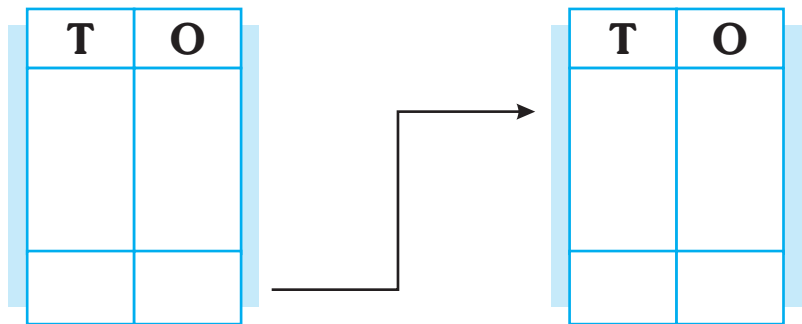
$82 - 36$



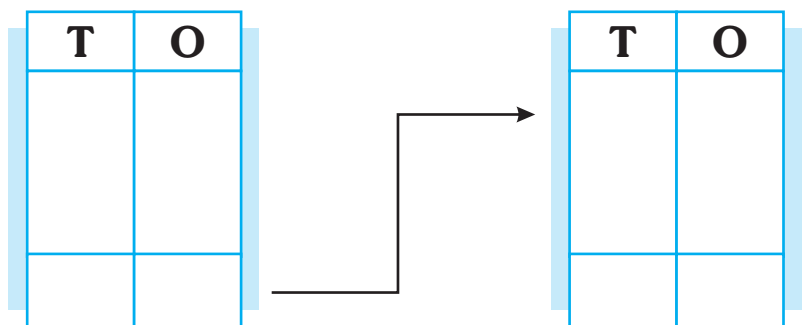
$42 - 18$



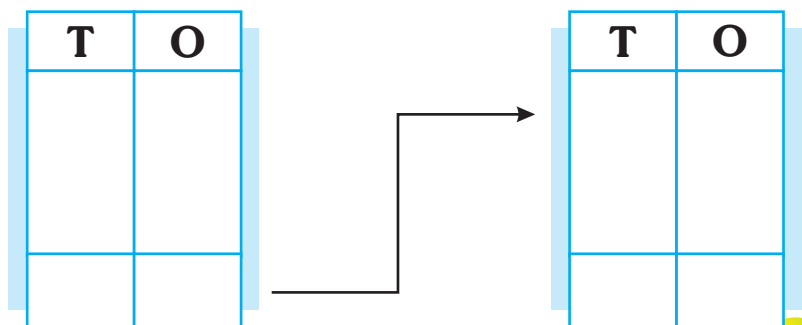
$59 - 38$



$70 - 44$




$88 - 69$



WORD PROBLEMS

A fruit-seller had 379 apples. Out of them, he sold 156 apples. How many were left?



H	T	O
3	7	9
1	5	6
2	2	3

There are 800 students in a school. 345 of them are girls and rest are boys. How many boys are there in the school?



H	T	O

On a rainy day, 190 children did not come to school. If there are 350 children in the school, how many children came to school?



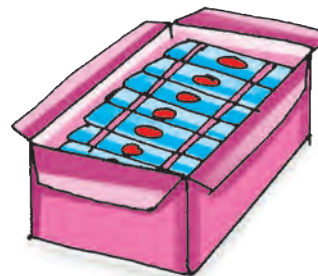
H	T	O

There were 345 books in a library. 190 of them were English books. The rest were Maths books. How many Maths books were there?



H	T	O

On her birthday Simran bought 536 chocolates. She distributed 389 to her friends. How many were left with her?



H	T	O

WORKSHEET

Subtract the following.

	H	T	O
–	5	7	6
	1	2	1

	H	T	O
–	6	7	5
	4	2	0

	H	T	O
–	8	8	9
	3	4	3

	H	T	O
–	8	9	0
	5	2	5

	H	T	O
–	3	6	7
	1	1	4

	H	T	O
–	9	1	0
	3	4	6

	H	T	O
–	8	2	7
	5	5	9

	H	T	O
–	5	2	1
	1	5	2

	H	T	O
–	4	4	3
	1	6	7

Solve the Word Problems

In a car park, there are 265 white cars and 156 red cars. Find how many red cars are less than the white cars.



	H	T	O
–			

Riya walked 579 steps. Yukta walked 289 steps. By how many steps did Riya walk more?



	H	T	O
–			

MATHS LAB

Objective : To subtract 2-digit numbers using a number grid

Materials Required : 10×10 number grids. These can be made on chart paper.

Preparation : Divide the children into teams of 3 or 4 each. Give each team a number grid. Demonstrate the children, the method of subtracting using the number grid.

Subtract 29 from 73.

Steps :

1. Circle the bigger number 73 on the grid.

2. To subtract 9 ones, move 9 steps to the left from 73. If you reach the beginning of a row, go to the end of the row above it and keep moving left. You reach 64.

3. Then to subtract 2 tens, move 2 places up from 64. You reach 44.

4. $73 - 29 = 44$.

5. Give such subtractions to students and allow a minute to the teams to solve it. Then give the second sum. Give a total of 10 sums. The team that gets the maximum number of correct answers is the winner.

1	2	3	4	5	6	7	8	9	10
11	12	13	14	15	16	17	18	19	20
21	22	23	24	25	26	27	28	29	30
31	32	33	34	35	36	37	38	39	40
41	42	43	44	45	46	47	48	49	50
51	52	53	54	55	56	57	58	59	60
61	62	63	64	65	66	67	68	69	70
71	72	73	74	75	76	77	78	79	80
81	82	83	84	85	86	87	88	89	90
91	92	93	94	95	96	97	98	99	100