



**CLICK HERE TO ACTIVATE**

**LESSON**  
PART 2





# UNIT 2




# Learn Good Habits

## Warm Up



Look at the following pictures and put a tick (✓) for good habits and a cross (X) for bad habits.



## Read and Enjoy



**Sekhar** : May I come in, madam?

**Teacher** : Come in please, Sekhar.

**Sekhar** : Thank you  
madam. Good  
Morning, madam.

**Teacher** : Good Morning,  
Sekhar.  
How are you?

**Sekhar** : I am fine, thank  
you, madam.

**Teacher** : Please take your  
seat.

**Sekhar** : Thank you, madam.

**Sekhar** : Excuse me, madam, Vijay is littering the room.

**Teacher** : Vijay, do not throw pieces of paper on the floor. Please pick them up and throw them in the dustbin. Children, we should always use the dustbin to throw rubbish.

**Vijay** : Sorry, madam. I will never litter the floor again.

*Vijay picks the pieces of paper from the floor and throws them in the dustbin.*

**Teacher** : Good boy! Children, we should keep our classroom neat and clean. We should also keep our houses and surroundings clean.

**All children** : Yes, madam.



## Read and Understand



### A. Tick (✓) the correct answer.

1. Vijay threw pieces of paper

(a) in the playground

(b) in the garden

(c) on the classroom floor

(d) on the street

2. We should always develop

(a) good habits

(b) bad habits

(c) the both

(d) none of the two

3. We should always throw rubbish

(a) in the classroom

(b) in the street

(c) in the dustbin

(d) on the floor

### B. Answer the following questions.

1. Who has taken the teacher's permission before entering the classroom?

Ans. \_\_\_\_\_

2. What does Sekhar say when his teacher asks him to take his seat?

Ans. \_\_\_\_\_

3. Who litters the room?

Ans. \_\_\_\_\_



4. Who picks up the pieces of paper from the floor ?

Ans. \_\_\_\_\_

5. Where does Vijay throw the pieces of paper ?

Ans. \_\_\_\_\_

## Fun with Grammar



### Action Words (Verbs)

**Eat, sleep, sing** and **write** are some action words. All action words are called **verbs**. Read the following sentences.

1. Shilpa is drinking orange juice.
2. Children are praying in the morning assembly.
3. I am combing my hair.



The underlined words are **doing words** or **action words**.

They show the actions that are going on at the time of speaking. We use 'is' when one person (he or she) does the action (**is drinking**). We use 'are' when more than one person does the action (**are praying**). With 'I', we use 'am' and the **-ing** word. With 'you' we use 'are' and the **-ing** word.

**A. Add '-ing' to the following words. Sometimes, we need to make other changes also. For example, 'smile + ing = smiling'.**


1. write + \_\_\_\_\_ = \_\_\_\_\_
2. trouble + \_\_\_\_\_ = \_\_\_\_\_
3. make + \_\_\_\_\_ = \_\_\_\_\_
4. ride + \_\_\_\_\_ = \_\_\_\_\_

**B. Sometimes we need to add an extra letter. For example, 'clap + ing = clapping'. Add '-ing' to the following words.**

1. run + \_\_\_\_\_ = \_\_\_\_\_
2. hop + \_\_\_\_\_ = \_\_\_\_\_
3. swim + \_\_\_\_\_ = \_\_\_\_\_
4. sit + \_\_\_\_\_ = \_\_\_\_\_

**C. Circle the action words (verbs) in the following sentences.**

- All the boys are watching a cartoon show.
- Many birds are sitting on the boundary wall.
- Sneha is making a paper fan.
- I am eating an apple pie.



**D. Look at the pictures. Choose the suitable action words from the box and write them in the space below the picture.**

skipping    writing a poem    crawling    dancing  
reading a newspaper    playing    running    sneezing

1.



The girl is

2.



The man is

3.



The girl is

4.



The old man is

5.



The boys are

6.



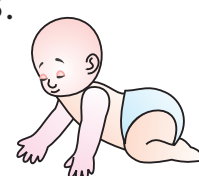
The child is

7.



Children are

8.



The baby is

**E. Colour the boxes having action words.**

wash

bottle

ice cream

lion

car

dark

walk

cut

speak

sleep

bird

cake

sit

cow

laugh

## Imperative Sentences

Read the following sentences.

1. Open the door. (order)
2. Please post this letter. (request)
3. Do your work carefully. (instruction)

The above sentences express order, request or instruction. Such sentences are called **imperative sentences**.

**E. Tick (✓) the imperative sentences only.**

1. Ruby is singing.
2. Close the window.
3. Please give me a glass of water.
4. Write the words neatly.

## LET'S SPELL

Fill the missing letters with the help of words given in the box.

please    thank you    madam    litter    sorry    tidy

1. l \_ \_ t \_ \_ er
2. t \_ \_ dy
3. so \_ \_ \_ y
4. pl \_ \_ \_ se
5. mad \_ \_ \_
6. t \_ \_ ank \_ \_ \_ u

## VOCABULARY

### Word Power

## Synonyms

Learn these words. They convey similar meaning. Such words are called **synonyms**.

- fine** : good, well  
**litter** : to throw rubbish  
**surroundings** : area, neighbourhood, field

## Match the words with similar meanings.

### Words

1. answer
2. begin
3. bright
4. cry
5. end
6. fall

### Synonyms

- (a) start
- (b) shout
- (c) stop
- (d) glittering
- (e) reply
- (f) drop



## LET'S READ

### Read the following passage :

Vidit is happy to be with his uncle and aunt for one week during summer holidays. He comes from Delhi to stay with them in Jammu. He loves to play with his cousin Suraj. In the morning, Vidit and Suraj are going for breakfast when his aunt calls them. Vidit brushed his teeth in a hurry. Suraj says "Your teeth will not be clean, if you do not brush them well." Vidit doesn't listen. After the breakfast, he has chocolates. In the afternoon, he quickly eats a banana and throws the banana peel on the grass. Suraj says "Vidit, you should put it in the dustbin in the kitchen." Vidit smiles and says, "I don't want to waste my time". Within minutes, Vidit has a bad fall when he steps on the banana peel. He hurts his toe and cannot play for the next few days. The next morning, he wakes up with bad toothache. Aunt takes him to a dentist. He tells, "Vidit! brush your teeth well and twice a day. Do not eat too many chocolates, take these medicines every day or I will have to pull out three of your teeth." Good habits always help us change our lives for the better.



**Now answer these questions.**

1. Name the place where Vidit came during his holidays.
2. What did Vidit throw on the grass?
3. What happened when Vidit stepped on the banana peel?
4. How many teeth would the dentist pull out?
5. How do good habits help us?

**LET'S PRACTISE**

**A. Follow your teacher while he/she is saying and pronounce the words correctly.**

|ɪ|

1. bit

2. hit

|i:|

1. seat

2. heat

Words 'bit' and 'hit' have a short sound |ɪ|.

Words 'seat' and 'heat' have a long sound |i:|.

**B. Pick out words from the box and write them in the correct columns.**

bit beak sit pin clean lit mean lean

i |ɪ|

ea |i:|

## LET'S CONVERSE

Read the following conversation and enact it out with your partner in the class.

**Vani** : Madam, excuse me, may I drink water ?

**Teacher** : Yes, you may.

**Vani** : Thank you, madam.

**Teacher** : Please open that window after that.

**Vani** : Sure, madam. (*Tries to open the window.*) Sorry, madam. I cannot reach it. It is too high for me.

**Teacher** : Don't worry. I'll help you.

## RHYME TIME

Recite the following poem in groups.

### Good Manners

We say 'Thank you.'

We say 'Please.'

And, 'Excuse me,'

When we sneeze.

That's the way.

We do what's right.

We have manners,

We are polite.



Based on your reading of the above rhyme, answer the following questions orally.

1. What is this poem about ?
2. What should we say when we sneeze ?

## WRITING SKILLS

Write the following imperative sentences in your notebook.

1. Move quietly.
2. Do not bite your nails.
3. Write neatly.
4. Please get me a cup of coffee.
5. Do not pluck flowers.
6. Wash your hands properly.



## HOME WORK

Read the following sentences carefully.

1. When Netra asks for something, she says, 'Please'.
2. When Netra hurts someone by mistake, she says, 'Sorry'.
3. When Netra sneezes, she says, 'Excuse me'.

Now, write similar sentences about yourself.

1. When I ask for something, I say, '\_\_\_\_\_!'
2. When I hurt someone by mistake, I say, '\_\_\_\_\_!'
3. When I sneeze, I say, '\_\_\_\_\_!'

## PROJECT WORK

Draw and colour or paste a picture from an old magazine or newspaper in your notebook showing a good habit that you would like to acquire.

## VALUE CORNER / LIFE SKILLS

Be good to all whether they are friends or enemies.