



CLICK HERE TO ACTIVATE

LESSON
PART 1



6

+ - \times \div + - \times \div + - \times \div + - \times \div

ADDITION AND SUBTRACTION

READY ... STEADY

Add by counting forward, using your fingers.

$$\begin{array}{r} 13 \\ + 6 \\ \hline \end{array}$$

$$\begin{array}{r} 12 \\ + 2 \\ \hline \end{array}$$

$$\begin{array}{r} 15 \\ + 1 \\ \hline \end{array}$$

$$\begin{array}{r} 7 \\ + 9 \\ \hline \end{array}$$

Subtract by counting backward, using your fingers.

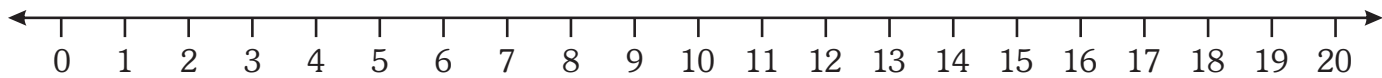
$$\begin{array}{r} 15 \\ - 5 \\ \hline \end{array}$$

$$\begin{array}{r} 17 \\ - 6 \\ \hline \end{array}$$

$$\begin{array}{r} 14 \\ - 3 \\ \hline \end{array}$$

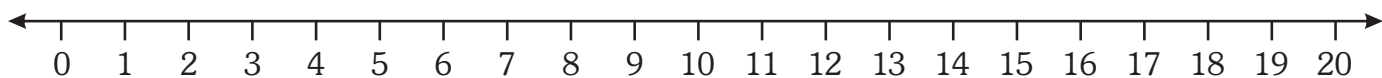
$$\begin{array}{r} 18 \\ - 9 \\ \hline \end{array}$$

Add on the number line.



$$3 + 8 = \boxed{}$$

Subtract on the number line.



$$15 - 9 = \boxed{}$$

ADDITION OF TENS

Add 20 and 30.

Step 1: Add the ones.

$$0 \text{ ones} + 0 \text{ ones} = 0 \text{ ones.}$$

Step 2: Add the tens.

$$2 \text{ tens} + 3 \text{ tens} = 5 \text{ tens.}$$

	T	O
	2	0
+	3	0
	5	0

Add the numbers and write the answers in the blanks.

	T	O
	1	0
+	5	0

	T	O
	3	0
+	2	0

	T	O
	4	0
+	3	0

	T	O
	8	0
+	1	0

	T	O
	7	0
+	2	0

	T	O
	6	0
+	2	0

	T	O
	3	0
+	1	0

	T	O
	4	0
+	4	0

	T	O
	7	0
+	1	0

	T	O
	6	0
+	3	0

	T	O
	5	0
+	3	0

	T	O
	2	0
+	3	0

ADDITION ON NUMBER LINE

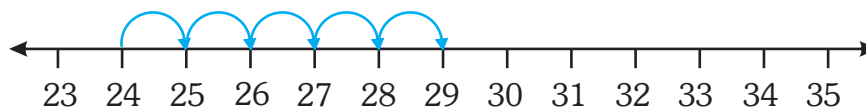
You can add by counting forward on a number line.

Add 24 and 5.

Start at 24.

Count 5 forward.

The answer is 29.



Add on number line. Make your own number line.

23

+ 5



35

+ 4




56

+ 8



71

+ 9



84

+ 4



ADDITION OF 2-DIGIT NUMBERS

We can add by adding ones first and then tens.

Example 1 : Add 34 and 5.

Step 1: Add the ones.

$$4 \text{ ones} + 5 \text{ ones} = 9 \text{ ones.}$$

Step 2: Add the tens.

$$3 \text{ tens} + 0 \text{ tens} = 3 \text{ tens.}$$

	T	O
	3	4
+		5
	3	9

Let us see one more example.

Example 2 : Add 25 and 14.

Step 1: Add the ones.

$$5 \text{ ones} + 4 \text{ ones} = 9 \text{ ones.}$$

Step 2: Add the tens.

$$2 \text{ tens} + 1 \text{ ten} = 3 \text{ tens.}$$

	T	O
	2	5
+	1	4
	3	9

Add the following.

	T	O
	2	3
+		5

	T	O
	3	1
+		6

	T	O
	4	2
+		7

	T	O
	5	6
+		2

	T	O
	6	4
+		2

	T	O
	8	2
+		5

	T	O
	7	0
+		8

	T	O
	9	1
+		3

T	O
6	2
+	2

T	O
2	3
+	6

T	O
4	5
+	4

T	O
5	4
+	1

T	O
9	1
+	3

T	O
3	4
+	2

T	O
8	3
+	5

T	O
7	5
+	3

T	O
2	7
+	2

T	O
3	4
+	3

T	O
6	4
+	3

T	O
4	2
+	4

T	O
1	4
+	6

T	O
2	2
+	3

T	O
5	2
+	2

T	O
3	1
+	5

T	O
7	2
+	1

T	O
8	1
+	1

T	O
5	8
+	1

T	O
4	5
+	3

FACTS ON ADDITION

When we add zero to a number, the number remains the same.

Eg. : $68 + 0 = 68$ $72 + 0 = 72$ $81 + 0 = 81$

Adding two numbers in either order gives the same answer.

$$33 + 24 = 57$$

$$24 + 33 = 57$$

$$42 + 35 = 77$$

$$35 + 42 = 77$$

Add the following.

	T	O
	8	1
+		0

	T	O
	9	4
+		0

	T	O
	3	6
+		0

	T	O
	5	9
+		0

Add the following.

	T	O
	3	5
+	2	3

	T	O
	2	3
+	3	5

	T	O
	3	9
+	2	0

	T	O
	2	0
+	3	9

	T	O
	5	6
+	3	2

	T	O
	3	2
+	5	6

	T	O
	6	0
+	2	4

	T	O
	2	4
+	6	0

ADDITION WITH CARRYING

Add 28 and 46.

Step 1: Write the digits in tens and ones in columns.

$$28 = 2 \text{ tens } 8 \text{ ones}$$

$$46 = 4 \text{ tens } 6 \text{ ones}$$

Step 2: Add the ones column first.

$$8 \text{ ones} + 6 \text{ ones} = 14 \text{ ones}$$

We know that $14 \text{ ones} = 1 \text{ ten } 4 \text{ ones}$.

Write 4 under the ones column and carry 1 to the tens column.

Step 3: Add the tens column.

$$\text{carried } 1 \text{ ten} + 2 \text{ tens} + 4 \text{ tens} = 7 \text{ tens}$$

Put 7 under the tens column.

T	O
① 2	8
4	6
7	4

Add with carrying.

T	O
3	4
2	9

T	O
2	4
4	9

T	O
2	6
3	8

T	O
6	7
2	5

T	O
7	1
1	9

T	O
6	1
2	9

T	O
6	5
2	6

T	O
1	3
7	8

	T	O
	3	4
+	2	7

	T	O
	4	2
+	3	8

	T	O
	7	2
+	1	8

	T	O
	5	6
+	2	6

	T	O
	2	8
+	3	9

	T	O
	4	2
+	3	8

	T	O
	4	3
+	2	9

	T	O
	2	8
+	4	4

	T	O
	7	9
+	1	9

	T	O
	3	7
+	2	8

	T	O
	2	6
+	5	5

	T	O
	1	5
+	6	8

	T	O
	5	8
+	2	6

	T	O
	3	3
+	4	9

	T	O
	4	8
+	2	4

	T	O
	5	8
+	1	9

	T	O
	7	9
+	1	8

	T	O
	6	2
+	1	9

	T	O
	2	6
+	3	9

	T	O
	3	6
+	2	7



MATHS LAB

Objective : To teach the concept of putting things together

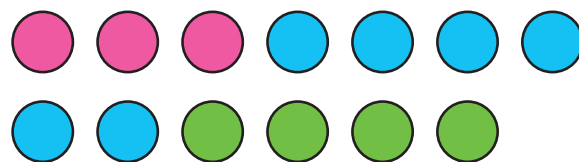
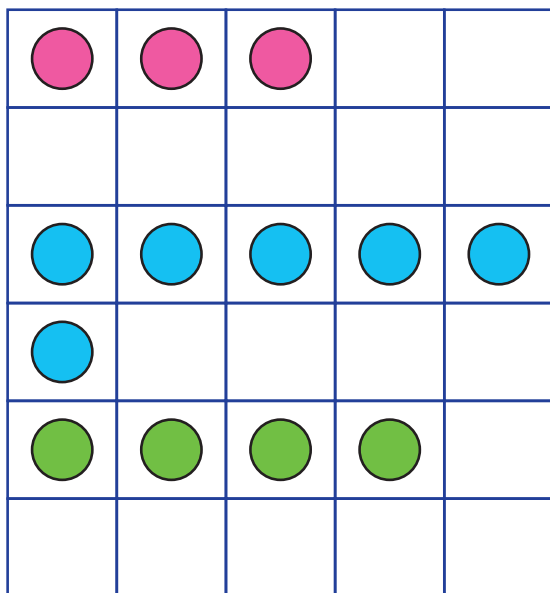
Materials Required : Counters (Available in Math Kit)

Steps :

1. Ask the children to work in pairs. Give 10 counters to each group.
2. Now call out 3 numbers say 3, 6 and 4.
3. Ask the students to make groups of 3 and 6 counters.
4. Ask them to put together both the groups and count how many there are i.e. 9.
5. Again ask the students to make groups of 9 and 4 counters.
6. Ask them to put together both the groups and count how many there are i.e. 13.

Let them say aloud, 3, 6 and 4 make 13.

Repeat the above steps with different numbers.



ADDITION OF 3-NUMBERS

For adding 3 numbers, first add 2 numbers and then add the 3rd number to the total of the first 2 numbers.

Add : 3, 5 and 4.

$$\begin{array}{r} 3 + 5 + 4 \\ \hline \downarrow \\ 8 + 4 = 12 \end{array}$$

Add the following.

$2 + 3 + 4$

$3 + 4 + 5$

$4 + 5 + 6$

$2 + 3 + 3$

$8 + 4 + 5$

$5 + 6 + 7$

$9 + 7 + 3$

$4 + 4 + 2$

$8 + 2 + 1$

WORD PROBLEMS

There are 18 boys in a class.
There are 20 girls in the class.
How many students are there in all ?

+

T	O

Ankit had 30 toffees.
Neha gave him 15 more.
How many does Ankit have now ?

+

T	O

Karan bought 45 story books.
Rohit gave him 17 more.
How many does Karan have now ?

+

T	O

Shreya bought 37 candies.
She bought 18 more.
How many does she have now ?

+

T	O

There are 45 pencils in a box.
15 pencils are added.
How many pencils are there now ?

+

T	O

SUBTRACTION OF TENS

Subtract 30 from 70.

Step 1 : Subtract the ones.

$$0 \text{ ones} - 0 \text{ ones} = 0 \text{ ones}$$

Step 2 : Subtract the tens.

$$7 \text{ tens} - 3 \text{ tens} = 4 \text{ tens.}$$

	T	O
	7	0
-	3	0
	4	0

Subtract the numbers and write the answers in the blanks.

	T	O
	4	0
-	2	0

	T	O
	5	0
-	1	0

	T	O
	6	0
-	3	0

	T	O
	8	0
-	2	0

	T	O
	7	0
-	1	0

	T	O
	8	0
-	4	0

	T	O
	5	0
-	3	0

	T	O
	8	0
-	5	0

	T	O
	4	0
-	3	0

	T	O
	2	0
-	1	0

	T	O
	3	0
-	2	0

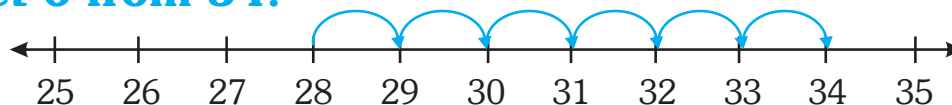
	T	O
	9	0
-	7	0

SUBTRACTION ON NUMBER LINE

We can subtract by counting backward on a number line.

Example : Subtract 6 from 34.

Start at 34.



Count backwards 6 times.

The answer is 28.

Subtract on number line. Make your own number line.

$\begin{array}{r} 35 \\ - 8 \\ \hline \end{array}$	
$\begin{array}{r} 68 \\ - 7 \\ \hline \end{array}$	
$\begin{array}{r} 87 \\ - 1 \\ \hline \end{array}$	
$\begin{array}{r} 54 \\ - 9 \\ \hline \end{array}$	

SUBTRACTION OF 2-DIGIT NUMBERS

We can subtract by subtracting the ones first and then the tens.

Example 1 : Subtract 4 from 48.

Step 1 : Subtract the ones.

$$8 \text{ ones} - 4 \text{ ones} = 4 \text{ ones}$$

Step 2 : Subtract the tens.

$$4 \text{ tens} - 0 \text{ tens} = 4 \text{ tens.}$$

Have a look on, one more example.

Example 2 : Subtract 14 from 66.

Step 1 : Subtract the ones.

$$6 \text{ ones} - 4 \text{ ones} = 2 \text{ ones}$$

Step 2 : Subtract the tens.

$$6 \text{ tens} - 1 \text{ ten} = 5 \text{ tens}$$

	T	O
	4	8
-		4
	4	4

	T	O
	6	6
-	1	4
	5	2

Subtract the following.

	T	O
	3	8
-		3

	T	O
	8	7
-		4

	T	O
	5	8
-		6

	T	O
	6	3
-		1

	T	O
	6	6
-		5

	T	O
	9	4
-		2

	T	O
	7	9
-		8

	T	O
	5	7
-		5

	T	O
	4	9
-		2

	T	O
	5	6
-		6

	T	O
	7	6
-		3

	T	O
	3	5
-		5

	T	O
	7	5
-		2

	T	O
	6	8
-		4

	T	O
	9	7
-		7

	T	O
	8	4
-		3

	T	O
	8	9
-	7	3

	T	O
	3	8
-	2	4

	T	O
	6	6
-	3	3

	T	O
	5	5
-	1	4

	T	O
	7	7
-	1	5

	T	O
	9	3
-	4	3

	T	O
	4	4
-	2	3

	T	O
	4	9
-	3	2

	T	O
	8	9
-	4	6

	T	O
	6	7
-	5	7

	T	O
	7	8
-	6	1

	T	O
	5	6
-	2	4

SUBTRACTION WITH BORROWING

Subtract 26 from 62.

Step 1 : In ones place $2 < 6$. So, we cannot subtract 6 from 2. Borrow 1 ten from 6 tens. 5 tens are left in tens place.

Step 2 : Ones place \rightarrow 1 ten + 2 ones
 $= (10 + 2)$ ones = 12 ones.

Step 3 : $12 - 6 = 6$. Write 6 under ones place.

Step 4 : 5 tens $-$ 2 tens = 3 tens. Write 3 under tens place.

	T	O
	6 ⁵	2 ¹²
-	2	6
	3	6

Subtract the following.

	T	O
	7	2
-	3	7

	T	O
	2	2
-	1	8

	T	O
	6	0
-	1	5

	T	O
	6	2
-	4	9

	T	O
	3	8
-	2	9

	T	O
	5	8
-	3	9

	T	O
	4	2
-	2	9

	T	O
	5	5
-	1	9

	T	O
	7	6
-	4	8

	T	O
	8	1
-	7	9

	T	O
	9	3
-	6	8

	T	O
	4	2
-	2	5

	T	O
	3	1
-	1	9

	T	O
	4	8
-	3	9

	T	O
	9	6
-	6	8

	T	O
	8	5
-	5	7

	T	O
	8	7
-	2	8

	T	O
	5	2
-	3	5

	T	O
	7	4
-	4	6

	T	O
	3	1
-	1	6

	T	O
	6	4
-	3	9

	T	O
	6	3
-	4	7

	T	O
	4	3
-	2	8

	T	O
	9	5
-	3	6

	T	O
	5	2
-	2	7

	T	O
	7	5
-	5	8

	T	O
	8	2
-	4	9

	T	O
	5	6
-	2	7

	T	O
	6	1
-	4	8

	T	O
	3	7
-	1	9

	T	O
	7	4
-	6	5

	T	O
	4	3
-	1	6

WORD PROBLEMS

There are 56 books in a shelf. Sita took 24 books. How many books are left in the shelf ?

T	O

There are 32 persons in a bus. 22 are men. How many women are there in the bus ?

T	O

Roma collected 22 flowers. She gave her friend 15 flowers. How many flowers does Roma have now ?

T	O

Riya has 50 rupees. She spent 29 rupees. How much money is left with Riya ?

T	O

There are 59 students in a class. 32 are boys. How many are girls ?

T	O

WORKSHEET

Fill in the missing numbers in the web.

