



CLICK HERE TO ACTIVATE

LESSON
PART 4



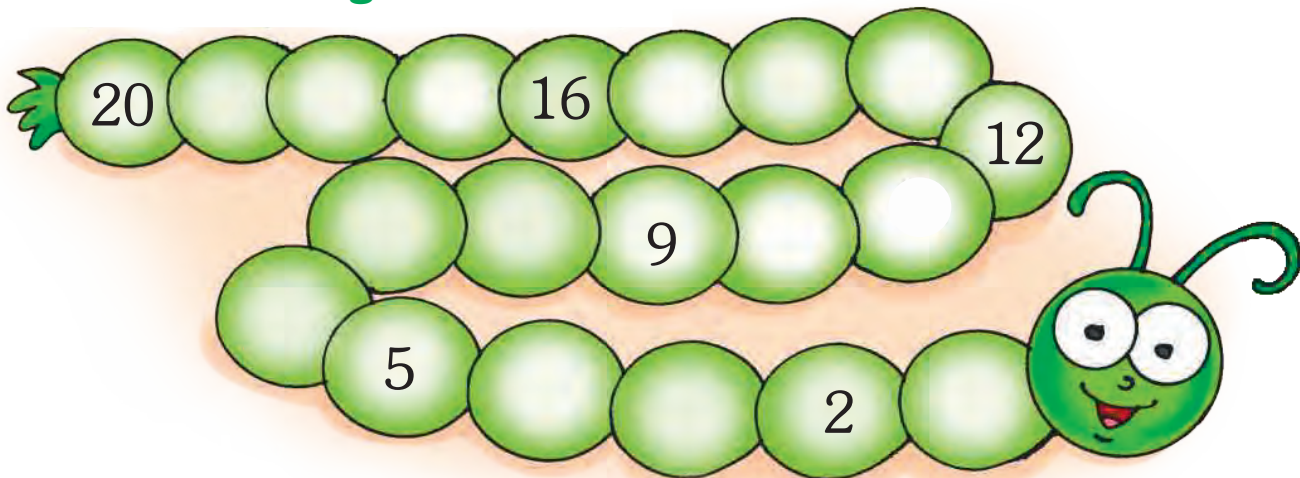
5

+ - \times \div + - \times \div + - \times \div + - \times \div

NUMBERS FROM 21 TO 100

READY ... STEADY

Fill in the missing numbers.



Write the numbers and number names.

1 ten and 2 ones make	<input type="text"/>
<input type="text"/>	<input type="text"/>
1 ten and 4 ones make	<input type="text"/>
<input type="text"/>	<input type="text"/>
2 tens make	<input type="text"/>
<input type="text"/>	<input type="text"/>

MATHS LAB

Objective : To identify numbers in a collection and to place them in order to compare them

Materials Required : 4 bowls, beads, buttons, marbles, rajma seeds, a sheet of paper and a pencil

Steps :

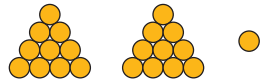
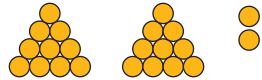
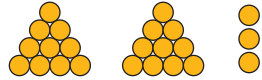
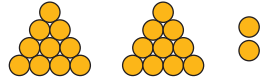
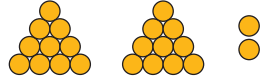
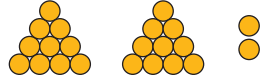



1. Put beads, buttons, marbles, rajma seeds in the bowls.
2. Guess how many beads, buttons, marbles and rajma seeds are there in a bowl.
3. Note down and record.
4. Now, count the actual number of beads, buttons, marbles and rajma seeds and record the observation.
5. Compare the result with the estimated ones.
6. Discuss which is greater and which is lesser. How many more or how many less ?
7. Put the jars first in ascending order and then in descending order.

	Estimated	Actual
Beads		
Buttons		
Marbles		
Rajma seeds		

NUMBERS 21 TO 30

21	22	23	24	25	26	27	28	29	30
----	----	----	----	----	----	----	----	----	----

Count and write the number.

	2 tens and 1 one 21
	2 tens and 2 ones
	2 tens and 3 ones
	2 tens and 4 ones
	2 tens and 5 ones
	2 tens and 6 ones
	2 tens and 7 ones
	2 tens and 8 ones
	2 tens and 9 ones
	3 tens

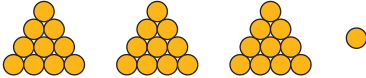
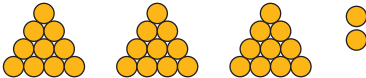








Number	Number Name
21	Twenty one
22	Twenty two
23	Twenty three
24	Twenty four
25	Twenty five

Number	Number Name
26	Twenty six
27	Twenty seven
28	Twenty eight
29	Twenty nine
30	Thirty

NUMBERS 31 TO 40

31	32	33	34	35	36	37	38	39	40
----	----	----	----	----	----	----	----	----	----

Count and write the number.

	3 tens and 1 one <input style="width: 50px;" type="text"/>
	3 tens and 2 ones <input style="width: 50px;" type="text"/>
	3 tens and 3 ones <input style="width: 50px;" type="text"/>
	3 tens and 4 ones <input style="width: 50px;" type="text"/>
	3 tens and 5 ones <input style="width: 50px;" type="text"/>
	3 tens and 6 ones <input style="width: 50px;" type="text"/>
	3 tens and 7 ones <input style="width: 50px;" type="text"/>
	3 tens and 8 ones <input style="width: 50px;" type="text"/>
	3 tens and 9 ones <input style="width: 50px;" type="text"/>
	4 tens <input style="width: 50px;" type="text"/>










Number	Number Name
31	Thirty one
32	Thirty two
33	Thirty three
34	Thirty four
35	Thirty five

Number	Number Name
36	Thirty six
37	Thirty seven
38	Thirty eight
39	Thirty nine
40	Forty

NUMBERS 41 TO 50

41	42	43	44	45	46	47	48	49	50
----	----	----	----	----	----	----	----	----	----

Count and write the number.

	4 tens and 1 one <input style="width: 50px;" type="text"/>
	4 tens and 2 ones <input style="width: 50px;" type="text"/>
	4 tens and 3 ones <input style="width: 50px;" type="text"/>
	4 tens and 4 ones <input style="width: 50px;" type="text"/>
	4 tens and 5 ones <input style="width: 50px;" type="text"/>
	4 tens and 6 ones <input style="width: 50px;" type="text"/>
	4 tens and 7 ones <input style="width: 50px;" type="text"/>
	4 tens and 8 ones <input style="width: 50px;" type="text"/>
	4 tens and 9 ones <input style="width: 50px;" type="text"/>
	5 tens <input style="width: 50px;" type="text"/>











Number	Number Name
41	Forty one
42	Forty two
43	Forty three
44	Forty four
45	Forty five

Number	Number Name
46	Forty six
47	Forty seven
48	Forty eight
49	Forty nine
50	Fifty

NUMBERS 51 TO 60

51	52	53	54	55	56	57	58	59	60
----	----	----	----	----	----	----	----	----	----

Count and write the number.

	5 tens and 1 one <input style="width: 50px;" type="text"/>
	5 tens and 2 ones <input style="width: 50px;" type="text"/>
	5 tens and 3 ones <input style="width: 50px;" type="text"/>
	5 tens and 4 ones <input style="width: 50px;" type="text"/>
	5 tens and 5 ones <input style="width: 50px;" type="text"/>
	5 tens and 6 ones <input style="width: 50px;" type="text"/>
	5 tens and 7 ones <input style="width: 50px;" type="text"/>
	5 tens and 8 ones <input style="width: 50px;" type="text"/>
	5 tens and 9 ones <input style="width: 50px;" type="text"/>
	6 tens <input style="width: 50px;" type="text"/>











Number	Number Name
51	Fifty one
52	Fifty two
53	Fifty three
54	Fifty four
55	Fifty five

Number	Number Name
56	Fifty six
57	Fifty seven
58	Fifty eight
59	Fifty nine
60	Sixty

NUMBERS 61 TO 70

61	62	63	64	65	66	67	68	69	70
----	----	----	----	----	----	----	----	----	----

Count and write the number.

	6 tens and 1 one <input style="width: 50px; border: 1px solid black; border-radius: 50%; margin-left: 20px;" type="text"/>
	6 tens and 2 ones <input style="width: 50px; border: 1px solid black; border-radius: 50%; margin-left: 20px;" type="text"/>
	6 tens and 3 ones <input style="width: 50px; border: 1px solid black; border-radius: 50%; margin-left: 20px;" type="text"/>
	6 tens and 4 ones <input style="width: 50px; border: 1px solid black; border-radius: 50%; margin-left: 20px;" type="text"/>
	6 tens and 5 ones <input style="width: 50px; border: 1px solid black; border-radius: 50%; margin-left: 20px;" type="text"/>
	6 tens and 6 ones <input style="width: 50px; border: 1px solid black; border-radius: 50%; margin-left: 20px;" type="text"/>
	6 tens and 7 ones <input style="width: 50px; border: 1px solid black; border-radius: 50%; margin-left: 20px;" type="text"/>
	6 tens and 8 ones <input style="width: 50px; border: 1px solid black; border-radius: 50%; margin-left: 20px;" type="text"/>
	6 tens and 9 ones <input style="width: 50px; border: 1px solid black; border-radius: 50%; margin-left: 20px;" type="text"/>
	7 tens <input style="width: 50px; border: 1px solid black; border-radius: 50%; margin-left: 20px;" type="text"/>

Number	Number Name
61	Sixty one
62	Sixty two
63	Sixty three
64	Sixty four
65	Sixty five











Number	Number Name
66	Sixty six
67	Sixty seven
68	Sixty eight
69	Sixty nine
70	Seventy

60

NUMBERS 71 TO 80

71	72	73	74	75	76	77	78	79	80
----	----	----	----	----	----	----	----	----	----

Count and write the number.

	7 tens and 1 one	<input type="text"/>
	7 tens and 2 ones	<input type="text"/>
	7 tens and 3 ones	<input type="text"/>
	7 tens and 4 ones	<input type="text"/>
	7 tens and 5 ones	<input type="text"/>
	7 tens and 6 ones	<input type="text"/>
	7 tens and 7 ones	<input type="text"/>
	7 tens and 8 ones	<input type="text"/>
	7 tens and 9 ones	<input type="text"/>
	8 tens	<input type="text"/>



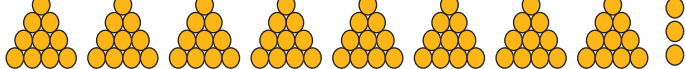
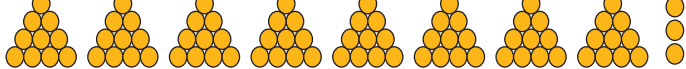
Number	Number Name
71	Seventy one
72	Seventy two
73	Seventy three
74	Seventy four
75	Seventy five

Number	Number Name
76	Seventy six
77	Seventy seven
78	Seventy eight
79	Seventy nine
80	Eighty

NUMBERS 81 TO 90

81	82	83	84	85	86	87	88	89	90
----	----	----	----	----	----	----	----	----	----

Count and write the number.

	8 tens and 1 one <input style="width: 50px;" type="text"/>
	8 tens and 2 ones <input style="width: 50px;" type="text"/>
	8 tens and 3 ones <input style="width: 50px;" type="text"/>
	8 tens and 4 ones <input style="width: 50px;" type="text"/>
	8 tens and 5 ones <input style="width: 50px;" type="text"/>
	8 tens and 6 ones <input style="width: 50px;" type="text"/>
	8 tens and 7 ones <input style="width: 50px;" type="text"/>
	8 tens and 8 ones <input style="width: 50px;" type="text"/>
	8 tens and 9 ones <input style="width: 50px;" type="text"/>
	9 tens <input style="width: 50px;" type="text"/>

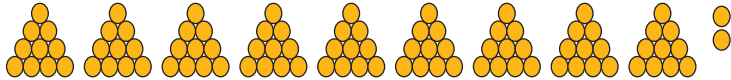
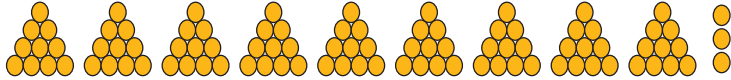
Number	Number Name
81	Eighty one
82	Eighty two
83	Eighty three
84	Eighty four
85	Eighty five

Number	Number Name
86	Eighty six
87	Eighty seven
88	Eighty eight
89	Eighty nine
90	Ninety

NUMBERS 91 TO 100

91	92	93	94	95	96	97	98	99	100
----	----	----	----	----	----	----	----	----	-----

Count and write the number.

	9 tens and 1 one	<input type="text"/>
	9 tens and 2 ones	<input type="text"/>
	9 tens and 3 ones	<input type="text"/>
	9 tens and 4 ones	<input type="text"/>
	9 tens and 5 ones	<input type="text"/>
	9 tens and 6 ones	<input type="text"/>
	9 tens and 7 ones	<input type="text"/>
	9 tens and 8 ones	<input type="text"/>
	9 tens and 9 ones	<input type="text"/>
	10 tens or 1 hundred	<input type="text"/>

Number	Number Name
91	Ninety one
92	Ninety two
93	Ninety three
94	Ninety four
95	Ninety five

Number	Number Name
96	Ninety six
97	Ninety seven
98	Ninety eight
99	Ninety nine
100	One hundred

Match the numbers with their number names.

22	Eighty four	30	Thirty four
32	Thirty one	41	Ninety five
84	Seventy two	34	Thirty
23	Twenty two	24	Thirty three
72	Forty	67	Forty one
40	Thirty two	95	Sixty seven
31	Twenty three	33	Twenty four

Write the numbers for the following number names.

Twenty three	<input type="text"/>	Seventy six	<input type="text"/>
Fifty one	<input type="text"/>	Sixty one	<input type="text"/>
Thirty seven	<input type="text"/>	Fifty five	<input type="text"/>
Twenty two	<input type="text"/>	Ninety four	<input type="text"/>
Forty eight	<input type="text"/>	Seventy nine	<input type="text"/>
Thirty four	<input type="text"/>	Forty five	<input type="text"/>
Eighty two	<input type="text"/>	Sixty three	<input type="text"/>

64

Write down the number in the circle.

2 tens 3 ones

4 tens 2 ones

4 tens 1 one

2 tens 6 ones

3 tens 7 ones

9 tens 8 ones

8 tens 2 ones

3 tens 1 one

6 tens 6 ones

8 tens 9 ones

5 tens 4 ones

6 tens 3 ones

9 tens 5 ones

7 tens 4 ones

Write the numbers that come before, between and after.

before	between	after
<input type="text"/> 22	29 <input type="text"/> 31	26 <input type="text"/>
<input type="text"/> 44	36 <input type="text"/> 38	52 <input type="text"/>
<input type="text"/> 28	68 <input type="text"/> 70	74 <input type="text"/>
<input type="text"/> 64	23 <input type="text"/> 25	32 <input type="text"/>
<input type="text"/> 40	46 <input type="text"/> 48	84 <input type="text"/>
<input type="text"/> 76	60 <input type="text"/> 62	41 <input type="text"/>
<input type="text"/> 56	33 <input type="text"/> 35	72 <input type="text"/>

COMPARISON OF 2-DIGIT NUMBERS

While comparing two 2-digit numbers, we look at the tens place. The 2-digit number with the bigger digit in the tens place is the bigger number. If the digits in the tens place are the same then the number with the bigger digit at the ones place is bigger.

Tens	Ones
4	2

Tens	Ones
3	6

Looking at the tens place, 4 is bigger than 3. So, 42 is bigger than 36 or $42 > 36$.

Compare : 65 and 69

Tens	Ones
6	5

Tens	Ones
6	9

The tens place digit is the same 6. Looking at the ones place, 5 is smaller than 9. So, 65 is less than 69.

That is, $65 < 69$.

Put the sign of $>$, $<$ or $=$ in the box.

34	<input type="text"/>	71	23	<input type="text"/>	77	54	<input type="text"/>	29
22	<input type="text"/>	90	42	<input type="text"/>	95	91	<input type="text"/>	34
70	<input type="text"/>	85	74	<input type="text"/>	47	28	<input type="text"/>	28
45	<input type="text"/>	61	83	<input type="text"/>	32	94	<input type="text"/>	94

Tick (✓) the bigger and cross (✗) the smaller number.

24	89	51	72	40	92
81	63	36	87	25	58
65	97	80	60	57	93

66

11MS

ORDERING OF NUMBERS

Rewrite the numbers from the smallest to the biggest. This is called ascending order.

34 51 58 46 28

11 50 63 57 29

35 12 59 56 47

21 52 60 36 49

53 22 64 62 54

37 55 61 48 23

Rewrite the numbers from the biggest to the smallest. This is called descending order.

38 24 40 45 33

65 74 25 87 66

76 39 44 80 26

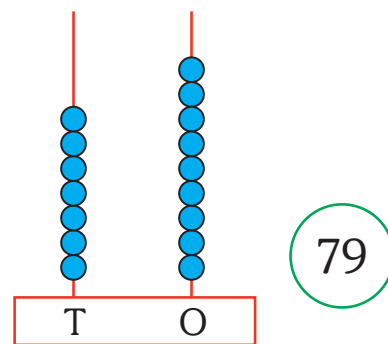
27 67 41 72 42

94 30 33 32 91

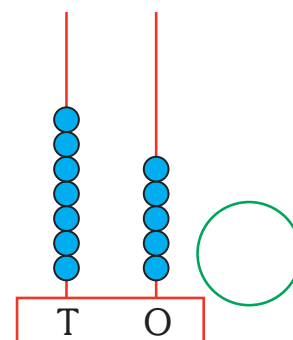
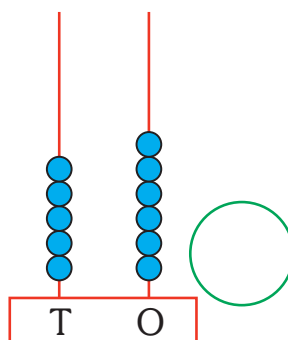
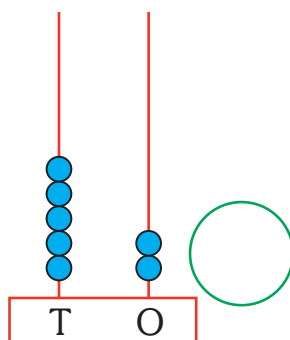
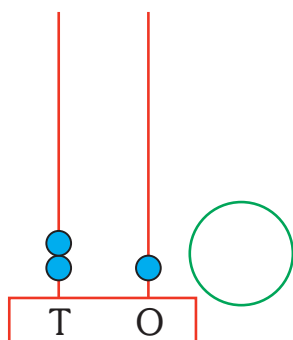
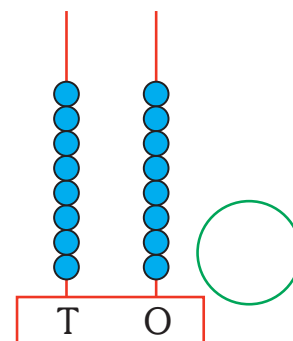
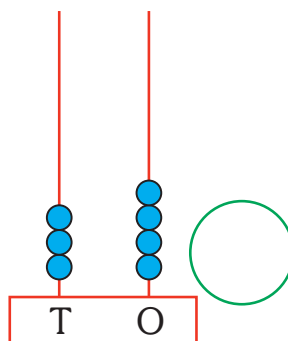
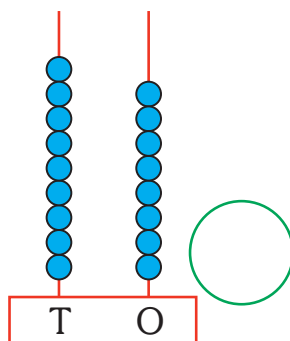
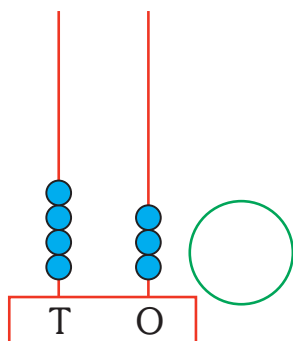
68 43 31 82 71

NUMBERS ON THE ABACUS


We can show a number on abacus.
To show 79 on abacus,
we put 9 beads in ones spike
and 7 beads in tens spike.




Write the numbers shown by each of the following abacus.




Draw the beads to represent the number given in circle below.




46



38



91



57



SKIP COUNTING

Skip counting is counting bigger numbers from a given one by adding a number other than 1.


We skip count by 2 like this :



Skip count by 2 and write in the circle.




Skip count by 3 and write in the circle.



Skip count by 5 and write in the circle.



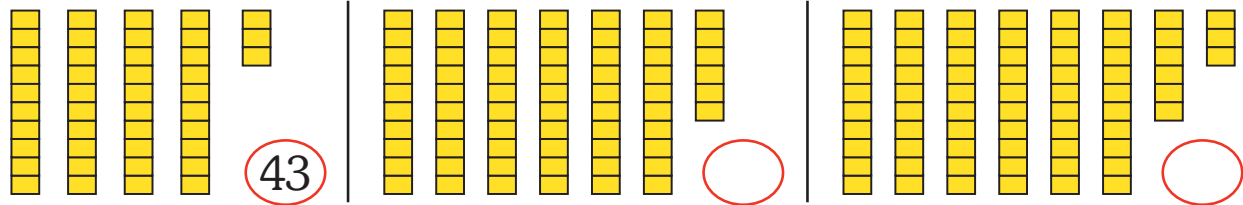
Skip count by 10 and write in the circle.



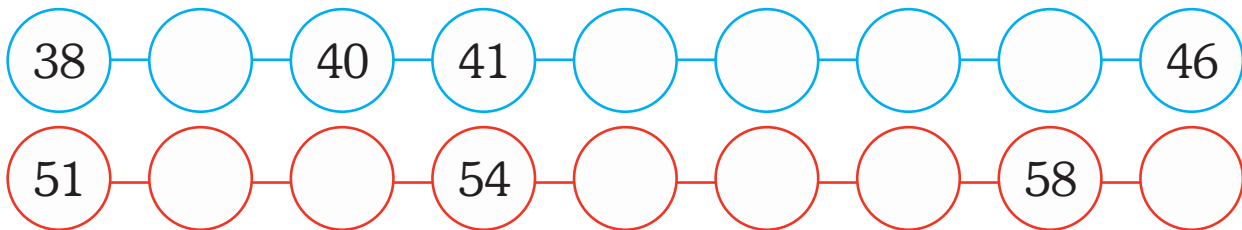
WORKSHEET

Write the number and the number name.

Eg. :



Write the missing numbers.



Arrange in ascending order.

23 28 42 34 56

30 24 48 32 75

Arrange in descending order.

25 31 35 50 37

36 27 26 60 38

What comes –

before	
<input type="text"/>	34
<input type="text"/>	86

between		
56	<input type="text"/>	58
92	<input type="text"/>	94

after	
75	<input type="text"/>
49	<input type="text"/>