




**CLICK HERE TO ACTIVATE**

**LESSON**  
PART 2



# 2



## NUMBERS UPTO 20

### READY ... STEADY



1, 2, 3, 4, 5  
6, 7, 8, 9, 10

Take a look anywhere.  
You'll find numbers everywhere.



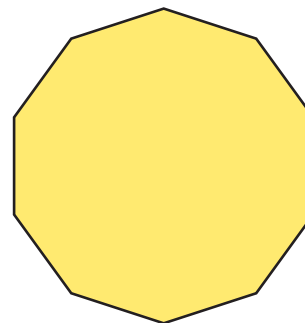
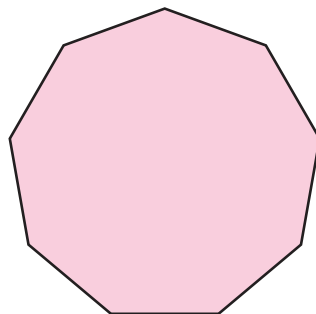
How many seeds are there in a mango ?  
How many wings has a pretty dove ?  
How many wheels has an auto ?  
How many legs has a gentle cow ? {1, 2, ...}



How many fingers are there on our hand ?  
How many legs has a grasshopper ?  
How many days are there in a week ?  
How many legs has a spider ? {1, 2, ...}




How many sides are there in a nanogon ?  
How many events make a decathlon ?  
Let's look at numbers one to ten,  
Count them loud and have some fun. {1, 2, ...}



**NUMBERS – 1 TO 5**



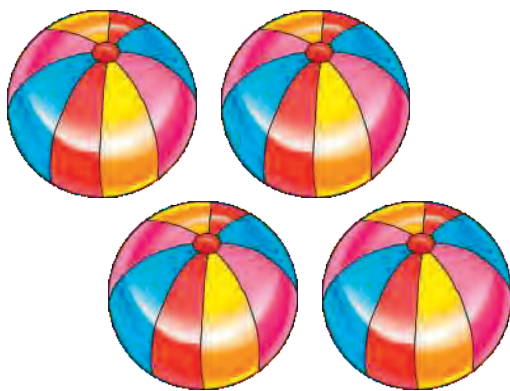
1	One
---	-----




2	Two
---	-----



3	Three
---	-------




4	Four
---	------




5	Five
---	------


# NUMBERS – 6 TO 10




6	Six
---	-----



7	Seven
---	-------



8	Eight
---	-------




9	Nine
---	------



10	Ten
----	-----

Count and write the number in figures and in words.

	Figures	Words
	4	Four
		
		
		
		
		
		
		
		
		

## MATHS LAB

**Objective :** To reinforce the concept of numbers from 1 to 9

**Material Required :** Equal number of cards printed with numbers from 1 to 9 and number names from one to nine (Available in Math Kit)


Total number of cards = class strength

### Steps :

1. Distribute one card to each student.
2. Ask them to find their partners i.e., a number name and a number card within a time limit.
3. Then ask them to form number groups i.e., all ones in a group and so on.
4. The fastest group to be created correctly will be declared the winner.



# UNDERSTANDING ZERO



There are two oranges in the plate.



Tina and Nishu ate 1 orange each.



Now, there are no oranges left in the plate.

The number of oranges left in the plate is **ZERO**.  
 So, **ZERO** means absence of something.  
 We write zero like this '0'.

**Count and write the number of objects in each box.**

Match the objects to their count.



1

2

3

4

5

6

7

8

9

10



# NUMBERS – 11 TO 20

<table border="1" style="width: 100%; border-collapse: collapse;"> <thead> <tr><th style="padding: 2px;">Tens</th><th style="padding: 2px;">Ones</th></tr> </thead> <tbody> <tr><td style="text-align: center; padding: 5px;">1</td><td style="text-align: center; padding: 5px;">1</td></tr> </tbody> </table>	Tens	Ones	1	1		Eleven
Tens	Ones					
1	1					
<table border="1" style="width: 100%; border-collapse: collapse;"> <thead> <tr><th style="padding: 2px;">Tens</th><th style="padding: 2px;">Ones</th></tr> </thead> <tbody> <tr><td style="text-align: center; padding: 5px;">1</td><td style="text-align: center; padding: 5px;">2</td></tr> </tbody> </table>	Tens	Ones	1	2		Twelve
Tens	Ones					
1	2					
<table border="1" style="width: 100%; border-collapse: collapse;"> <thead> <tr><th style="padding: 2px;">Tens</th><th style="padding: 2px;">Ones</th></tr> </thead> <tbody> <tr><td style="text-align: center; padding: 5px;">1</td><td style="text-align: center; padding: 5px;">3</td></tr> </tbody> </table>	Tens	Ones	1	3		Thirteen
Tens	Ones					
1	3					
<table border="1" style="width: 100%; border-collapse: collapse;"> <thead> <tr><th style="padding: 2px;">Tens</th><th style="padding: 2px;">Ones</th></tr> </thead> <tbody> <tr><td style="text-align: center; padding: 5px;">1</td><td style="text-align: center; padding: 5px;">4</td></tr> </tbody> </table>	Tens	Ones	1	4		Fourteen
Tens	Ones					
1	4					
<table border="1" style="width: 100%; border-collapse: collapse;"> <thead> <tr><th style="padding: 2px;">Tens</th><th style="padding: 2px;">Ones</th></tr> </thead> <tbody> <tr><td style="text-align: center; padding: 5px;">1</td><td style="text-align: center; padding: 5px;">5</td></tr> </tbody> </table>	Tens	Ones	1	5		Fifteen
Tens	Ones					
1	5					
<table border="1" style="width: 100%; border-collapse: collapse;"> <thead> <tr><th style="padding: 2px;">Tens</th><th style="padding: 2px;">Ones</th></tr> </thead> <tbody> <tr><td style="text-align: center; padding: 5px;">1</td><td style="text-align: center; padding: 5px;">6</td></tr> </tbody> </table>	Tens	Ones	1	6		Sixteen
Tens	Ones					
1	6					
<table border="1" style="width: 100%; border-collapse: collapse;"> <thead> <tr><th style="padding: 2px;">Tens</th><th style="padding: 2px;">Ones</th></tr> </thead> <tbody> <tr><td style="text-align: center; padding: 5px;">1</td><td style="text-align: center; padding: 5px;">7</td></tr> </tbody> </table>	Tens	Ones	1	7		Seventeen
Tens	Ones					
1	7					
<table border="1" style="width: 100%; border-collapse: collapse;"> <thead> <tr><th style="padding: 2px;">Tens</th><th style="padding: 2px;">Ones</th></tr> </thead> <tbody> <tr><td style="text-align: center; padding: 5px;">1</td><td style="text-align: center; padding: 5px;">8</td></tr> </tbody> </table>	Tens	Ones	1	8		Eighteen
Tens	Ones					
1	8					
<table border="1" style="width: 100%; border-collapse: collapse;"> <thead> <tr><th style="padding: 2px;">Tens</th><th style="padding: 2px;">Ones</th></tr> </thead> <tbody> <tr><td style="text-align: center; padding: 5px;">1</td><td style="text-align: center; padding: 5px;">9</td></tr> </tbody> </table>	Tens	Ones	1	9		Nineteen
Tens	Ones					
1	9					
<table border="1" style="width: 100%; border-collapse: collapse;"> <thead> <tr><th style="padding: 2px;">Tens</th><th style="padding: 2px;">Ones</th></tr> </thead> <tbody> <tr><td style="text-align: center; padding: 5px;">2</td><td style="text-align: center; padding: 5px;">0</td></tr> </tbody> </table>	Tens	Ones	2	0		Twenty
Tens	Ones					
2	0					

## Count and write the number and number name.



\_\_\_\_\_



\_\_\_\_\_



\_\_\_\_\_



\_\_\_\_\_



\_\_\_\_\_




\_\_\_\_\_



\_\_\_\_\_



\_\_\_\_\_



\_\_\_\_\_

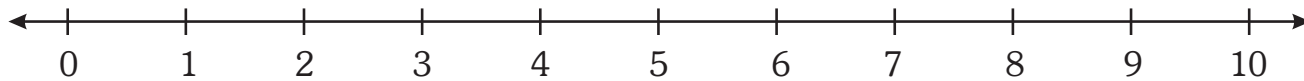


\_\_\_\_\_

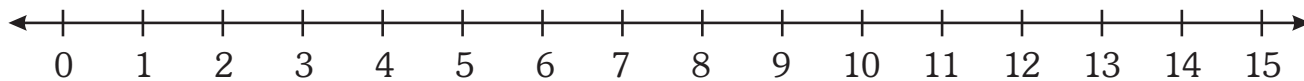
# NUMBER LINE

What is a number line ?

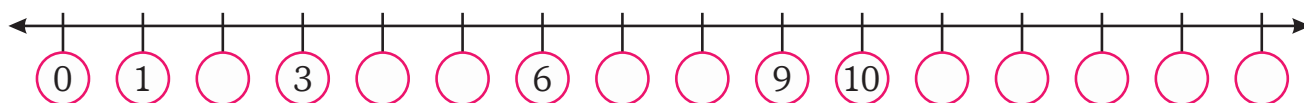
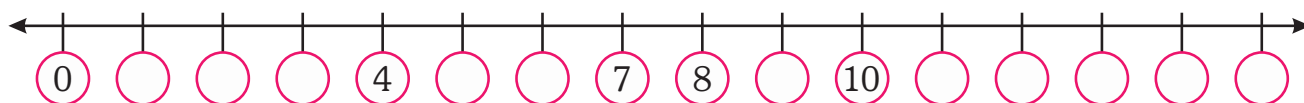
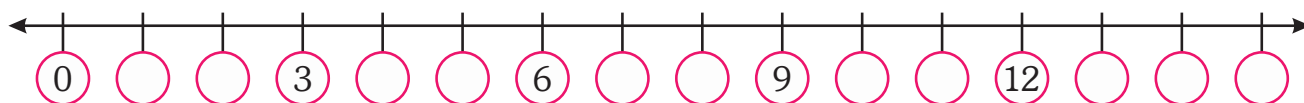
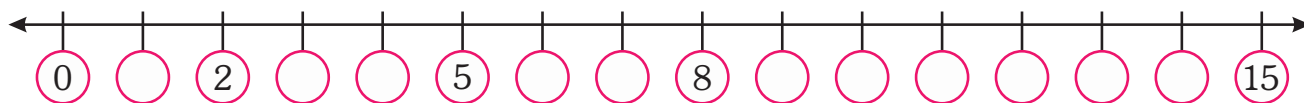
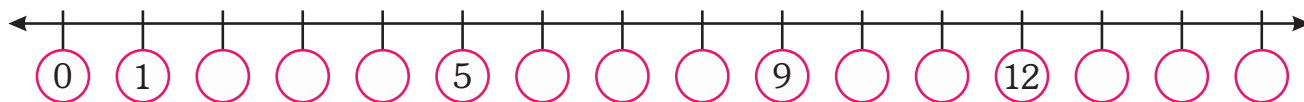
A number line is a horizontal line with numbers marked on it at equal gaps or intervals.



Look at the number line shown below.

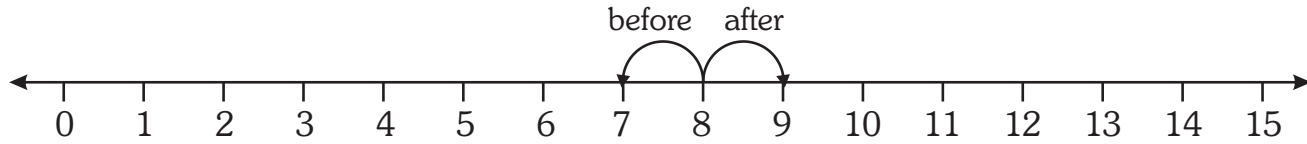


Complete the number lines.



## BEFORE, AFTER AND BETWEEN

Look at the number line. It gives the numbers in order.



7 comes before 8

9 comes after 8

8 comes between 7 and 9

**Fill in the missing numbers.**

\_\_\_\_\_, 14, 15  
\_\_\_\_\_, 13, \_\_\_\_\_

\_\_\_\_\_, 12, \_\_\_\_\_  
8, \_\_\_\_\_, \_\_\_\_\_

5, \_\_\_\_\_, \_\_\_\_\_  
16, \_\_\_\_\_, \_\_\_\_\_

**Write the number that comes after.**

0   
10

5   
12

8   
16

**Write the number that comes before.**

4  
 14

8  
 18

12  
 20

**Write the number that comes between.**


4  6  
13  15  
11  13

8  10  
17  19  
16  18

2  4  
6  8  
18  20

# MORE AND LESS

Write 'M' for more and 'L' for less in the box.



## EQUAL TO



Sudha has  dolls.



Meenu has  teddies.

The number of Sudha's dolls is the same as the number of Meenu's teddies.

Three is equal to three.  
 $3 = 3$

The symbol '=' is read as 'is equal to'.



There are  flowers  
in a vase.



There are  marbles  
in a bowl.

$$\square = \square$$



Number of books



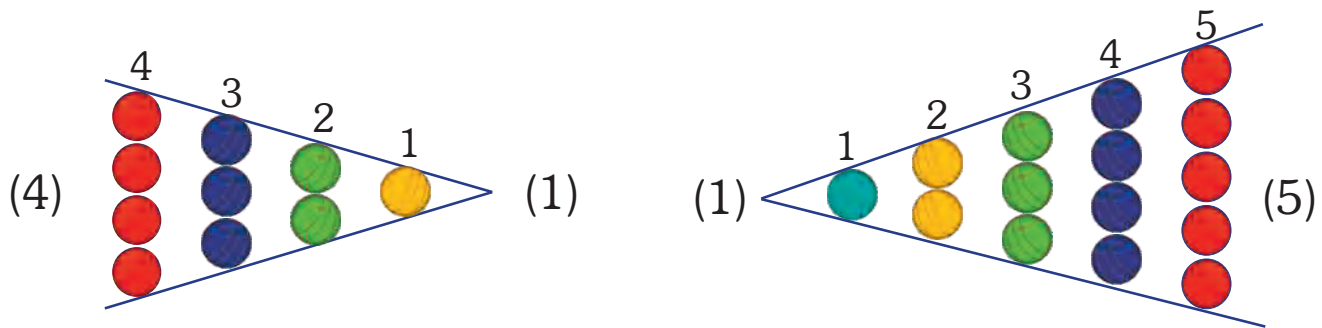
Number of bags

$$\square = \square$$

# COMPARISON OF NUMBERS

Observe the following :

How many circles are there in the figures ?



Evidently we can say that 4 is greater than 1.

We can write this as  $4 > 1$ .

greater > smaller

Evidently we can say that 1 is less than 5.

We can write this as  $1 < 5$ .

smaller < greater

The sign ' $>$ ' represents *greater than* and sign ' $<$ ' represents *less than*. For example  $2 > 1$  and  $1 < 2$ .

Draw the symbol ' $<$ ' or ' $>$ ' in the box.

Eg.  $2 < 9$

$4 \square 10$

Eg.  $8 > 3$

$13 \square 5$

$7 \square 14$

$17 \square 12$

$15 \square 6$

$4 \square 16$

Put the sign of  $>$  ,  $<$  or  $=$  .

10  14

3  13

7  6

2  2

17  12

5  16

11  15

9  4

8  8

Circle the bigger number.

2      16

9      12

6      18

15      19

17      10

15      11

Circle the smaller number.

8      9

3      7

14      5

7      10

13      11

6      20

Put a tick (✓) on the biggest number.

8      1      12      7

15      4      11      6

7      9      14      3

13      18      9      7

Put a cross (×) on the smallest number.

2      13      10      9

3      16      14      5

6      10      17      3

8      4      13      9





## ORDERING OF NUMBERS

Look at the numbers : 3, 16, 14, 9

The biggest number is 16 and the smallest number is 3.

Now we arrange these numbers in the following order.

3 9 14 16

**Ascending order**

‘Ascending’ means ‘starting from the smallest and going up to the greatest number in order’.

16 14 9 3

**Descending order**

‘Descending’ means ‘starting from the greatest and going down to the smallest number in order’.

**Arrange the given numbers in ascending order.**

9, 1, 20, 18, 10

2, 19, 8, 4, 17

7, 11, 1, 3, 16

**Arrange the given numbers in descending order.**


4, 7, 10, 8, 13

3, 5, 8, 6, 12

14, 5, 9, 6, 15

## ORDINAL NUMBERS

Numbers like first that are used to explain the positions of objects are called ordinal numbers.



### Observe the picture.

Renu is at the first place in the line.

Raju is at the second place in the line.

Amit is at the third place in the line.

Karan is at the fourth place in the line.

Tanya is at the fifth place in the line.

Manpreet is at the sixth place in the line.

Aditi is at the seventh place in the line.

Kim is at the eighth place in the line.

Jennis is at the ninth place in the line.

Shelly is at the tenth place in the line.

**Write the ordinal numbers.**

Cardinal Numbers		Ordinal Numbers		Ordinal Numbers	
1	One	1st	First		
2	Two	2nd	Second		
3	Three	3rd	Third		
4	Four	4th	Fourth		
5	Five	5th	Fifth		
6	Six	6th	Sixth		
7	Seven	7th	Seventh		
8	Eight	8th	Eighth		
9	Nine	9th	Ninth		
10	Ten	10th	Tenth		

**Draw a flower on the third plant from the left.**



# WORKSHEET

Write the missing numbers.

1		3			6			9	
	12			15		17			

Count and match.



Five

Fifteen

Eleven

Seven

Put the sign of  $<$ ,  $>$  or  $=$ .

$$14 \quad \square \quad 14$$

$$8 \quad \square \quad 13$$

$$9 \quad \square \quad 5$$

Circle the biggest number.

10    2    15    3    9

Circle the smallest number.

4    11    5    14    6

Write the ordinal numbers.

2	
---	--

4	
---	--

9	
---	--

7	
---	--

32

11MS