



CLICK HERE TO ACTIVATE

LESSON
PART 2 

Plants Around Us

Before we proceed
Colour the tree beautifully.



Plants are all around us. There are many kinds of plants. They have different shapes and sizes.

Very big and tall plants are called **trees**. They have thick woody stem called **trunk**.

Small animals and birds live in trees.



Banyan tree




Coconut tree


Teacher's Tip

Take the students to the school garden to see trees and shrubs. Also emphasis that plants are useful to us and need to be nurtured.

Short and bushy plants are called *shrubs*. They have a woody stem with many branches.



Rose



Hibiscus



Mehendi


Very small plants are called *herbs*. They have soft green stems.



Mint




Grass



Coriander


Some plants have thin, green stems. Their stems are very weak. They need a support to grow. Plants which grow upwards on a support are called *climbers*.



Pea



Grapevine



Beans

The weak stemmed plants which grow along the ground are called *creepers*.



Pumpkin



Watermelon

Some plants have thorns. These plants are called *thorny plants*.

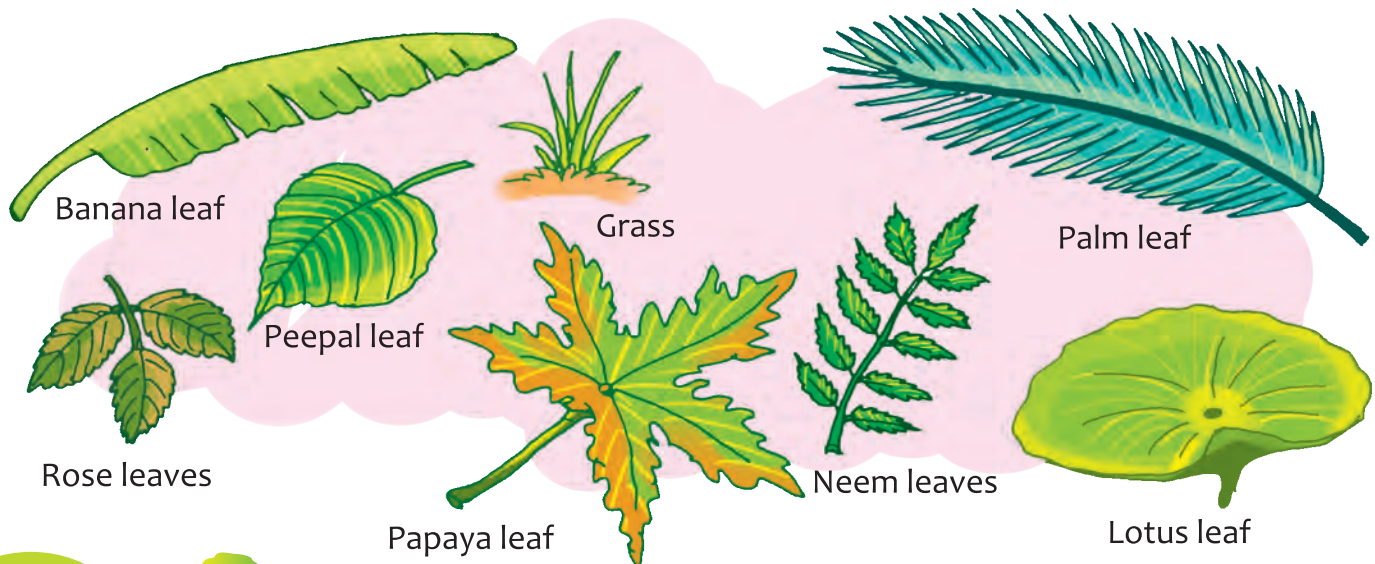


Cactus



Rose

Different plants have different kinds of leaves.



Have you seen a plant with coloured leaves ?

Find-out the name of one such plant.

Most plants bear flowers. Flowers are the colourful part of the plant. They are of different shapes, sizes and colours.



Lotus



Sunflower



Rose



Marigold

Plants make our surroundings green. They grow on land and in water. They can grow on mountains or in hot deserts.



Lotus (water)



Pine (mountain)



Cactus (desert)

Plants need air, water, sunlight and soil to grow.




Seed growing into a plant

FACTUM
Banyan tree is the National Tree of India.

We must take care of the plants at home and water them daily. We should not cut trees.

Most of the food we eat comes from plants.


Some plants give us *fruits*.



Mango




Apple




Grapes

Some plants give us *vegetables*.



Lady's finger




Potato



Radish


Some plants give us *pulses* and *cereals*. All dals, kidney beans and gram are pulses. Wheat, rice and corn are some cereals.




Pulses



Wheat



Rice



Corn

Tea, coffee and sugar also come from plants.



Tea leaves



Coffee beans




Sugarcane

Spices and edible oils are also obtained from plants.



Black pepper



Coriander



Red chillies



Sunflower oil

I now know ...

- ◆ There are many kinds of plants around us.
- ◆ Trees, shrubs, herbs, climbers and creepers are different types of plants.
- ◆ Different plants have different kinds of leaves.
- ◆ Flowers are the colourful part of the plant.
- ◆ Plants need air, water, sunlight and soil to grow.
- ◆ We get many things from plants.

Think And Answer

A. Tick (✓) the correct option.

- Very big and tall plants are called
a. trees b. shrubs c. herbs
- Plants that grow upwards on a support are called
a. climbers b. creepers c. herbs
- Which one is not a thorny plant ?
a. Rose b. Cactus c. Watermelon
- It is the colourful part of the plant.
a. Leaf b. Flower c. Trunk

5. This is not a fruit.

a. apple

b. mango

c. carrot

6. This is not a vegetable.

a. potato

b. grapes

c. cauliflower

7. We eat the seeds of this.

a. banana

b. corn

c. grapes

B. Circle the things which come from plants.

1.



2.



3.



4.



5.



6.



C. Fill in the blanks.

1. Trees have thick woody stems called

2. Very small plants are called

3. make our surroundings green.

4. We should not trees.

D. Answer the following questions.

1. What are shrubs ?

.....

2. How are climbers different from creepers ?

.....

3. What do we get from plants ?

.....

4. Name two plants that give us fruits.

.....

5. What are pulses and cereals ?

.....

Think And Do

A. Try to match the name of the tree with its picture.



Mango



Banana



Ashoka



Coconut



Peepal

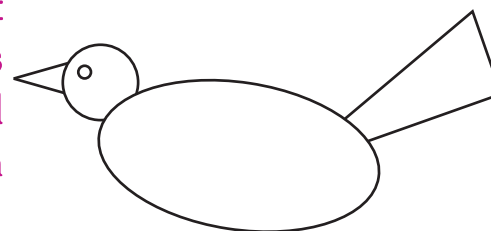
B. We all come from plants. Write our names.

1. I make all things sweet. _____

2. I am a vegetable but my name ends with 'flower'.

3. I am green and small. I can make you cry. _____

C. Draw this picture of a bird on chart paper. Spread glue over it. Stick seeds of different pulses, rice, wheat, mustard or watermelon. Use different seeds in different parts.



PROJECT/ACTIVITY

A. Draw and colour two flowers you like.



B. Match the pictures with their names.



Banana

Cabbage

Tea

Rice