



CLICK HERE TO ACTIVATE

LESSON 
PART 1



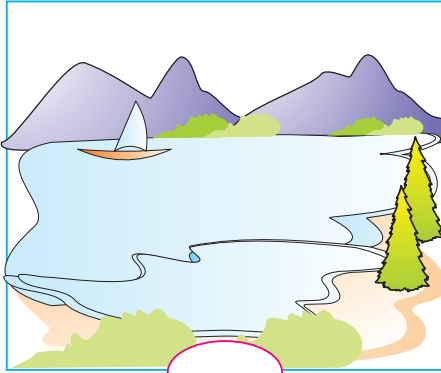
Precious Water



Warm Up




Where do we get water from? Tick (✓) the correct pictures.




river




building




pond



lake



hills



clouds

Read and Enjoy



Vipul and Navya were playing with water in the garden. What a fun it was! Abhi, a six-year-old boy, was watching them.

He went up to them and said :

Abhi : What are you doing ?
Do you know that every drop of water is important for us ? Today, our teacher told us that we must save water.



Vipul : But, we are just having fun.

Abhi : Fun ? You are wasting so much water. Now the plants may die. It is muddy all around.

Navya : Oh! That means all these beautiful flowers will die! (*She started crying because she loved flowers.*) No flowers mean no butterflies. Oh no !, I will never waste water again.

Vipul : Yes, you are right. I am really very sorry. We need water for drinking, washing, bathing and other important works. I did not think about this before. Thank you for telling us all this, Abhi. What else have your teacher told you ?

Abhi : Our teacher said, “Do not waste water, paper and electricity.” We must not litter the floor.

Vipul : You mean that we should throw all the waste only in the dustbin. We should not litter our surroundings.

Navya : Yes, that is right. I am so glad you have come to the garden, Abhi. Will you be our friend ?



Abhi : Yes, of course. Let us go and play in the park.

Read and Understand



A. Tick (✓) the correct answer.

1. Abhi was told to save water by

(a) his teacher

(b) his father

(c) his mother

(d) his grandfather

2. Vipul told Abhi that they were just

(a) having fun

(b) saving water

(c) watering plants

(d) drinking water

3. Why did Navya start crying?

(a) She thought that all the flowers would die.

(b) She felt sad that they had wasted water.

(c) Abhi told that he would complain about it.

(d) She feared that father would scold her.

B. Answer the following questions.

1. Where were Navya and Vipul playing?

Ans. _____

2. Who was watching Navya and Vipul?

Ans. _____

3. Mention any three uses of water.

Ans. _____

4. Where should we throw the waste?

Ans. _____



Joining Words

Read the following sentences carefully.

1. Malini is having milk **and** sandwich for breakfast.
2. Saleem **and** Sunil are good friends.
3. Padma is tall **but** Mary is short.

The coloured words (and, but) are called **joining words** or **conjunctions**.

They join groups of words or sentences.



And

We use 'and' to join two similar things, places and persons.

But

We use 'but' to join two opposite things, places and persons.

A. Fill in the blanks using 'and' or 'but'.

1. The apples are sweet _____ the grapes are sour.
2. The elephant is big _____ the mouse is small.
3. Puja _____ Tanya are in the playground.
4. Roses _____ tulips are beautiful.
5. Delhi _____ Mumbai are big cities.



Using-'ing' words

We use **-ing** words to show actions that are going on at the time of speaking.

1. Rita is reading a book.
2. Rafi and Aman are playing.

B. Add-'ing' and form-'ing' words.

1. talk + _____ = _____ 2. look + _____ = _____

3. tell + _____ = _____ 4. draw + _____ = _____


C. Using words from the box, complete the following sentences.

watching reading cooking playing

1. Minal is _____ in the park.
2. Mother is _____ food in the kitchen.
3. All the boys are _____ a movie.
4. The children are _____ books in the library.

VOCABULARY

A. Match the animals with their young ones.



(a)



(b)



(c)



B. Add 'l' to form complete words.

1. te ____

2. ta ____

3. se ____

4. ba ____

5. bi ____

6. mi ____

LET'S READ

Read the following passage :

Neeta and Hansi live in the same village. They are seven years old. They love to swim in a small pond in the village. This year it is very hot during the summer season. The pond has dried up. Neeta and Hansi are sad. One day they see dark clouds in the sky, soon it begins to rain. Neeta and Hansi dance in the rain. They run to the pond. It is full of water. They jump into the pond and splash water on each other. They are very happy.

Now answer these questions.

1. Where do Neeta and Hansi love to swim?
2. What has happened to the pond in the hot summer?
3. Why are Neeta and Hansi sad?
4. When do Neeta and Hansi dance?
5. When is the pond filled with water again?

LET'S PRACTISE

Follow your teacher while he/she is saying and pronounce the words correctly.

| z | as in zip, zee

| dʒ | as in jam, jack

1. zoo

1. jug

2. zebra

2. age

3. houses

3. judge

4. zoom

4. join

5. zing

5. joint



Note to the Teacher



Distinguish these two minimal sounds while pronouncing the words.

LET'S CONVERSE

Read the following conversation and enact it out with your partner in the class.

Abhi : What are you doing ? Do you know that every drop of water is important for us ? Today, our teacher told us that we must save water.

Vipul : But, we were only having fun.

Abhi : Fun ? You have wasted so much water. Now the plants may die. It is muddy all around.

Navya : Oh! That means all these beautiful flowers will die!

Abhi : No flowers means no butterflies.

Navya : Oh no ! I will never waste water again.

RHYME TIME

Read the poem aloud and recite it in groups.

Trees - Our Friends

Once I was a tiny seed,
Mother Nature cared for my need,
I grew up as a shady tree,
Now my age is just three.

I have branches so many,
 For children to play in company,
 I feed worms with tiny figs,
 I make homes with tiny twigs,

I stand for resting herds,
 Also for the poor shepherds,
 People breathe the air I give,
 Why don't people let me live?



A. Spot the rhyming words in the above poem.

B. Match the words in 'A' with the words that rhyme (sound the same) in 'B'.

A

1. seed
2. three
3. give
4. herd
5. twigs

B


- (a) live
- (b) shepherd
- (c) figs
- (d) need
- (e) tree

WRITING SKILLS

Fill in the blanks with suitable words to complete the sentences about water. Take help from the words given in the box.

bathing bottle water drinking
 die waste bring

1. I drink _____ when I am thirsty.
2. I use water for _____ and _____.
3. I bring water to school in a _____.



4. All children _____ water bottles to school.
5. Plants and animals will _____ if there is no water.
6. So, we should never _____ water.

HOME WORK

Read the following and copy them in your note book.

1. What are you doing?
I'm learning the rhyme.
2. I'll never waste water again and litter my classroom.
3. What else did your teacher tell you?
She told us many good things.
4. Do not waste electricity.
Sorry, I'll switch off the fan when not needed.
5. Will you be my friend?
Yes, of course.

PROJECT WORK

Draw and colour or paste three pictures to show the uses of water.

--	--	--

VALUE CORNER / LIFE SKILLS

There can be no life on the Earth without water. Water is precious.
Do not waste water.