




**CLICK HERE TO ACTIVATE**


**LESSON**

**PART 3**





# At School



## Warm Up



Discuss the following questions in the class.

1. What is the name of your school?
2. Mention any two things you like about your school.
3. Mention any two things that you enjoy doing in your school.

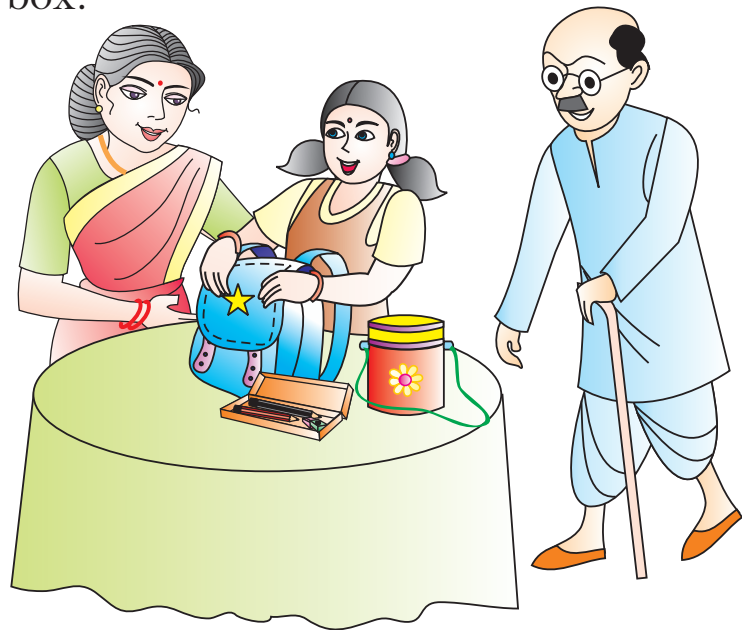


## Read and Enjoy




This is Mona. That is her bag. It is blue **in** colour. Mona keeps her books **in** her bag. The pencil box is **on** the table. There are two pencils **in** the pencil box. They are red and black **in** colour. There is a green eraser **in** it, too. Mona has a pink sharpener. Mona has a red lunch box. Her mother packs lunch **in** the lunch box.

Her grandfather takes Mona **to** the bus stop. Mona goes **to** school **by** school bus. She enters her classroom. She keeps her bag **under** the desk. She opens her school bag. She takes her books **out of** the bag. The teacher enters the classroom. All the children say



'Good Morning' **to** the teacher.  
They open their books **to** learn.

It is their lunch-time now.  
All the children open their lunch  
boxes. They share their lunch  
**with** each other. They go **to** the  
playground. They play there.  
They enjoy their day **at** school.



### Note to the Teacher



The words given in colour are position words (prepositions).

### Read and Understand



#### A. Tick (✓) the correct answer.

1. Mona's bag is

(a) red

(b) green

(c) blue

(d) black

2. What does Mona keep in her pencil box along with the pencils?

(a) an eraser

(b) a scale

(c) a book

(d) a sketch pen

3. Who packs lunch for Mona?

(a) grandfather

(b) mother

(c) father

(d) brother

## B. Answer the following questions.

1. Who takes Mona to bus stop?

Ans. \_\_\_\_\_

2. What does Mona do in the class?

Ans. \_\_\_\_\_

3. Where does Mona play?

Ans. \_\_\_\_\_

4. Do children share their lunch with each other?

Ans. \_\_\_\_\_

## Fun with Grammar



## Position Words

Read the following sentences carefully.

1. The pencil box is **on** the table.
2. Her mother packs lunch **in** the lunch box.

The coloured words are **position words**. They are also called **Prepositions**.


**A. Look at the following picture and read the sentences. Underline the position words (Prepositions).**

1. The children are playing hide-and-seek in the play ground.
2. Lata is standing under the tree.
3. Vikas and Divya are standing behind the tree.
4. Kavya is standing on the grass.
5. A lotus flower is in the pond.
6. A bird is flying over the tree.



**B. Look at the pictures and tick (✓) the correct position words given in brackets.**

1. The ball is (**on/in/over**) the basket.
2. The mouse is (**over/on/under**) the chair.
3. Dipti is (**under/behind/on**) the door.
4. The monkey is sitting (**on/in/under**) the wall.
5. The helicopter is flying (**in/under/over**) the sky.



**C. Write any six position words (Prepositions) that have been coloured in the lesson.**

1. \_\_\_\_\_ 2. \_\_\_\_\_ 3. \_\_\_\_\_  
4. \_\_\_\_\_ 5. \_\_\_\_\_ 6. \_\_\_\_\_

## VOCABULARY

### Word Power

**A. Fill in the missing letters to complete the following words. You may take help from the words given in the box.**

children      canteen      eraser  
lunch      sharpener      pencil

1. er \_\_ s \_\_ r                      2. sh \_\_ rpen \_\_ r  
3. p \_\_ n \_\_ il                      4. c \_\_ ildr \_\_ n  
5. \_\_ ant \_\_ \_\_ n                      6. l \_\_ \_\_ ch

**B. Write the correct word from the box for each set of words given below.**

insects      jewellery      birds      flowers

1. pigeon      peacock      eagle      : \_\_\_\_\_  
2. cockroach      grasshopper      butterfly      : \_\_\_\_\_  
3. rose      lily      jasmine      : \_\_\_\_\_  
4. earrings      necklace      ring      : \_\_\_\_\_

**C. Write the names of the missing days of the week.**

SUNDAY	_____	TUESDAY
WEDNESDAY	_____	_____
SATURDAY		

**LET'S READ**

**Read the following :**

1. I am very big. I am open. You all play here when you are free and during the break. Who am I?
2. I have many books. You come here to read but you are not allowed to talk here. Who am I?
3. I am big, I have many doors and windows. There are many desks and chairs here, to sit on, to read, learn and write here. Who am I?
4. I am flat, the teacher writes on me, with a chalk. She uses a duster to rub the words and numbers written on me. Who am I?

**Now name the things.**

1. \_\_\_\_\_
2. \_\_\_\_\_
3. \_\_\_\_\_
4. \_\_\_\_\_

**LET'S PRACTISE**

**Follow your teacher while he/she is saying and pronounce the words correctly.**

- |                 |                  |
|-----------------|------------------|
| s               | ʃ                |
| 1. <u>s</u> ee  | 1. <u>s</u> he   |
| 2. <u>s</u> ame | 2. <u>s</u> hame |

3. save

4. sell, cell

5. sip

3. shave

4. shall

5. ship

## Note to the Teacher



Distinguish these two minimal sounds while pronouncing the above words. Also select at least five more words like the ones given above to reinforce these sounds.

## LET'S CONVERSE

Read the following conversation and enact it out with your partner in the class.

**Vishal** : Mom, where is my uniform ?

**Mom** : It is in the cupboard, dear.

**Vishal** : Sorry, Mom. I didn't find it in the cupboard.

**Mom** : Then, it may be on your table.

**Vishal** : Sorry Mom, it is not here, either.

**Mom** : It may be on the shelf near your study table.

**Vishal** : Mom, it is not here. It is lying under my study table.

**Mom** : Don't worry, I will press it just now. It will be ready within five minutes.


## RHYME TIME

Read aloud the poem and recite it in groups.

### Teacher, Teacher

Teacher, teacher  
You make school  
so much fun,

You have time  
for everyone,  
You teach us what is good  
and what is not,  
So you are the one  
**WE LOVE A LOT.**



Spot out the rhyming words from the poem.

### WRITING SKILLS

Fill in the blanks to complete the following sentences.

of in on

1. I am a student \_\_\_\_\_ a good school.
2. I study \_\_\_\_\_ class I.
3. I always sit \_\_\_\_\_ the bench in the front row.

### HOME WORK

Read the following sentences and write them in your note book.

1. I keep my books and note books in my school bag.
2. My friend keeps his pencil and eraser in his pencil box.
3. We keep our school bags on our desks.
4. I keep my shoes under my study table.

### PROJECT WORK

Paste any two pictures from a magazine or newspaper and write a sentence about each one. Make sure you use a **position word** in the sentence.

### VALUE CORNER / LIFE SKILLS

My school is my second home and my teachers are like my parents.



## Life Skills - 1



You and your friend are learning to swim. One day you get into the swimming pool before your friend does. You suddenly slip and fall inside the pool. You cry out 'Help'. The trainer runs from the other end of the pool. You look at your friend who is standing close-by. He says, "My new dress will get wet. Sorry." The trainer comes and helps you out.



The next week your friend gets into the pool before you do. He loses his balance and falls inside the pool. He cries out, "Help!" What would you do?

### Think, Decide and Act

- \* You will look the other side as if you did not hear anything.
- \* You will run and help your friend.
- \* You will remember the day he did not help you when you fell into the pool. So, you think there is no need for you to help him out.
- \* You will call the trainer standing at the other end of the pool and wait for him.

### Tongue Twister

Read the given tongue twister and practise saying it. How fast can you say it clearly?

Sunny sells seashells on the sea shore.