



**CLICK HERE TO ACTIVATE**

**LESSON**  
PART 3





## UNIT 1



# My Family

### Warm Up





The teacher is requested to enquire about members of the family of each child. She also finds out the names of their family members, besides finding out whom they love the most and why. She tries to get responses from children and then starts the lesson.

### Read and Enjoy



Read aloud the given sentences in the next page. Take the help of your teacher, if needed.






I am Naveen.  
I am a boy.




That is Divya.  
She is a girl.  
She is my sister.

This is Mr. Venkat.  
He is a man.  
He is my Grandfather.



That is Mrs. Sarala.  
She is a woman.  
She is my grandmother.



This is Mr. Mahesh.  
He is a man.  
He is my father.



That is Mrs. Lata.  
She is a woman.  
She is my mother.



**I love my family.**

## Note to the Teacher



**Naveen, Divya, Venkat, Sarala, Mahesh, Lata** are all special names. Special names are called Proper Nouns. They always begin with a capital letter.

## Read and Understand



### A. Tick (✓) the correct answer.

1. Mr. Mahesh is the father of

(a) Naveen

(b) Venkat

(c) Lata

(d) Sarala

2. Naveen is the brother of

(a) Mahesh

(b) Venkat

(c) Lata

(d) Divya

3. The total number of members in the family of Naveen are

(a) five

(b) four

(c) six

(d) seven

### B. Answer the following questions.

1. Who is Naveen's sister?

Ans. \_\_\_\_\_

2. What is the name of Naveen's grandfather?

Ans. \_\_\_\_\_

3. Who is Mrs. Sarala?

Ans. \_\_\_\_\_

4. Who is Mr. Mahesh?

Ans. \_\_\_\_\_

5. What is the name of Naveen's mother?

Ans. \_\_\_\_\_

**C. Given below are the names of family members of Naveen. Match the pictures in column A with the correct words in column B.**

**Column A**

1.



2.



3.



**Column B**

Mrs. Sarala

Mr. Venkat

Mrs. Lata

**Fun with Grammar**



**Proper Nouns and Common Nouns**

All naming words like 'Naveen', 'Divya', 'Delhi', 'Sun' and 'Moon' are special names. We call these special names as Proper Nouns. Other names like 'boy', 'girl', 'man', 'woman', 'horse' and 'city' are common names. So, they are called Common Nouns. All the Nouns are naming words.

**A. Look at the following pictures and read aloud their names.  
(Names of persons)**



Boy



Girl



Teacher




Doctor



Father



Mother




Grandfather




Grandmother


**B. Look at the pictures and read aloud their names.**  
**(Names of animals)**



Horse



Dog



Cat




Tiger

**C. Look at the pictures and read aloud their names.**  
**(Names of places)**




House



School

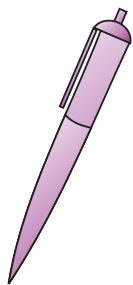


Shop




Market

**D. Look at the pictures and read aloud their names.**  
**(Names of things)**




Pen



Book




Bag



Shoes

**E. Some naming words are given in the tree of Nouns. Write them in the brackets against the correct words.**

- 1. Animal ( \_\_\_\_\_ )
- 2. Person ( \_\_\_\_\_ )
- 3. Place ( \_\_\_\_\_ )
- 4. Thing ( \_\_\_\_\_ )



**LET'S SPELL**

**Fill in the missing letters to complete the words.**

- 1. f \_\_\_ ther
- 2. b \_\_\_ y
- 3. g \_\_\_ rl
- 4. m \_\_\_ n
- 5. w \_\_\_ man
- 6. moth \_\_\_ r

**VOCABULARY**

**Word Power**

**Some Proper nouns and Common nouns are given below. Write them in the correct columns.**

Rahul    Rina    Boy    Mumbai    Doctor    Delhi  
               Mona    Girl    Teacher    Bird

**Proper nouns**

**Common nouns**

- 1. \_\_\_\_\_
- 2. \_\_\_\_\_
- 3. \_\_\_\_\_
- 4. \_\_\_\_\_
- 5. \_\_\_\_\_

- 1. \_\_\_\_\_
- 2. \_\_\_\_\_
- 3. \_\_\_\_\_
- 4. \_\_\_\_\_
- 5. \_\_\_\_\_

## LET'S READ

### Read the following passage :

There was a little girl. She lived in a big white house with her mother, father and younger brother. Her name was Little Red Riding Hood. She likes to wear a beautiful red frock everyday. One day she said to her mother "Mum, I want to go to grandmother's house. I want to meet grandma. May I go to her house, please ?" Mother said "My dear child, grandma lives far away. There is a forest on the way. You can't go alone. There are wild animals in the forest."

### Now answer these questions.

1. What was the name of the little girl?
2. Where did she live?
3. What was the colour of the frock she wore?
4. Whom did the little girl want to meet?
5. Who lived in the white house?

## LET'S PRACTISE


Follow your teacher while he/she is saying and pronounce the words correctly.

| i: | as in teeth; tree

1. seat
2. eat
3. heat
4. beast
5. sheep

| I | as in lip; hip

1. sit
2. it
3. hit
4. big
5. ship





## Note to the Teacher



The phonetic symbols for the sounds |i:| and |ɪ| are meant for the guidance of the teacher only. They are not supposed to be taught to the children.

## LET'S CONVERSE

Read the following conversation and enact it out with your partner in the class.

**Abhinav** : Hi, I'm Abhinav. And you?

**Kavya** : I'm Kavya.

**Abhinav** : How do you do?

**Kavya** : Fine! How do you do?

**Abhinav** : Are you new here?

**Kavya** : Yes! We are, we came here yesterday.

**Abhinav** : What is your dad?

**Kavya** : He is a software engineer.

**Abhinav** : What about your mother?

**Kavya** : She is a teacher in a public school. What about your parents?

**Abhinav** : Well, my dad is a bank manager and my mother is a doctor.



## RHYME TIME

Recite the following poem in groups.

### It's Me Again

Here are my **eyes** to see my mummy smile  
And here are my **ears** so eager to hear  
This is my **nose** to smell the lovely rose  
And here is my **mouth** to eat, speak and laugh  
Here are my **eyebrows** to question why?  
Here are my **eyelashes** to cover my eyes  
Here are my **cheeks** rosy and red  
And this little **chin**, And one little chin to say  
Chin, Chini, Chin.



### Note to the Teacher



First the teacher will recite aloud the above poem and then the children will follow.

## WRITING SKILLS

**A. Write the following sentences neatly in the note book.**

1. Naveen is a good boy. He loves his family.
2. He has a sister. Her name is Divya.

**B. Fill in the blanks with suitable words to complete the sentences.**

1. This is Mrs. Sarala.
2. She is the \_\_\_\_\_ of Naveen.
3. She loves \_\_\_\_\_ a lot.
4. Naveen also \_\_\_\_\_ her.



## HOME WORK

Write about yourself. Tick (✓) wherever required.

1. My name is \_\_\_\_\_.
2. I am a boy  girl
3. I am \_\_\_\_\_ years old.
4. My father's name is \_\_\_\_\_.
5. My mother's name is \_\_\_\_\_.



## PROJECT WORK

Collect pictures of the following naming words and paste them in your scrap book. Also write their names below them.

1. Boy : (going to school; playing in the playground)
2. Girl : (playing basketball; dancing on the stage)
3. Man : (showing two different activities)
4. Woman : (showing two different activities as per your liking)

## VALUE CORNER / LIFE SKILLS

I love and respect my parents and members of my family.